

Coquille Watershed Action Plan 3.0

Wild Rivers Coast Alliance 2015 Grant Cycle: Tax Exempt Organizations

Coquille Watershed Association

Kelly Miles
223 N Alder
Suite D
Coquille, OR 97423

coqwa@hotmail.com
O: (541) 396-2541
F: (541) 396-2545

Dawn Weekly

coqwa@hotmail.com

Application Form

Project Name*

Name of Project

Coquille Watershed Action Plan 3.0

Amount Requested

Amount Requested

\$50,000.00

Program Area

Please choose the option that best describes your work.

Restoration

Geographic Area

Coos County

Basic Information

INSTRUCTIONS: Please provide clear and concise answers to the questions in the fields below. Your response is limited to the space provided. These limits are meant to suggest a maximum, not necessarily recommended, length. A single-spaced typed page in 12-point font is roughly 3,300 characters. Please note that character limits include spaces. When drafting narrative responses, we recommend using word processing software that will check spelling and count characters prior to inputting in the system. Note that the system cannot save your draft if any responses or file uploads exceed the indicated character and file size limits.

Legal Name of Organization*

Coquille Watershed Association

Contact Information*

Please provide the mailing address, phone number, and email address of the contact person for this grant application.

Kelly Miles
223 N Alder, Suite D
Coquille, OR 97423
541.396.2541
coqwa@hotmail.com

Grant Administrator

Provide the mailing address, phone number, and email address of your organization's grant administrator, if different from above.

Same as above

Organizational Background

Year Organization was Founded*

If this is a new initiative, list the current year.

1994

Number of Full-Time Employees*

5

Mission Statement*

Provide organization's official mission statement or describe your mission.

Our mission at the Coquille Watershed Association is to provide a structured framework to coordinate the assessment of the watershed's conditions, and to implement and monitor proven management practices that are designed to support environmental integrity and economic stability for the communities of the Coquille Watershed. We seek to sustain comprehensive programs for the collaborative and strategic management of local resources by securing funding for ecological activities that represent long-term resource conservation in the Coquille watershed.

Geographic Area*

Please select the geographic area or areas in which your organization operates.

Coos County

Curry County

Geographic Area and Population Served

Briefly describe the location, including city, county, and state in which you work as well as the population served including any relevant demographic information.

The population in the watershed is estimated around 18,000, concentrated in the valley areas with the majority clustered around the cities of Bandon, Coquille, Myrtle Point, Camas Valley and Powers. The more densely populated valley areas are confined to the floodplains along the main stem and four forks. Land use in the area is predominantly residential and industrial areas, commercial and service businesses, and crop and pasturelands. The steep slopes above the valley areas are sparsely populated with timber production, agriculture, and mining as the predominant land uses. Approximately 60% of the watershed is forested with the upper reaches of all four forks in commercial forests.

Organizational Summary*

Provide a short overview of your organization's history, purpose, activities, and program areas. Please highlight the work you have done in the Bandon to Brookings area.

The CWA was formed by a small group of local citizens who were concerned about the health of the watershed and its fish and wildlife resources. Since that humble beginning, the CWA has established a well-organized restoration program that is valued and supported throughout the watershed. The CWA operates on a budget of approximately \$450,000 a year, and 98% of the funding remains in the watershed in the form of jobs for on-the-ground restoration projects and locally-purchased supplies & materials. Our work includes facilitating communication between landowners, citizens, civic organizations, private foundations and governmental agencies to enhance and restore aquatic and wildlife resources in the Coquille watershed. The CWA is supported by a diverse volunteer Executive Council of 29 members representing landowners,

agencies, business owners, community members and natural resource groups. The Executive Council selects the Board of Operating Officers, which oversees the Association's operations. The CWA is also advised by a 6-member Technical Advisory Committee, which is comprised of biologists, scientists, engineers and educators that vet and approve each project proposed by the CWA staff. The CWA works closely with schools on student education, supporting efforts at native species propagation, watershed health, career opportunities and outreach events. We host and partner on events such as the Kid's Fish Derby, Earth Day, Public Lands Day, community planting and invasive species removal days, the Natural Resource Tent at the Coos County Fair and volunteer clean-up days. The CWA is active in all the communities of the Coquille Basin, collaborating with the cities & Coos County, non-profits and NGO's, civic groups and the Ports of Coquille and Bandon. We aim to serve as a clearinghouse of natural resource information for the community and welcome all to take part of the health of the watershed.

Key Accomplishments*

Briefly describe the key accomplishments of your activities or organization, focusing on the work you have done in the South Coast region or areas you feel are aligned with WRCA priorities.

The CWA works across a broad spectrum in the watershed, and has coordinated extensive restoration efforts throughout the entire Coquille River Basin, from Powers to Bandon. Our restoration goals are to enhance and restore aquatic resources within the altered landscape by implementing activities that address habitat complexity, fish passage, slow-water refugia, water quality standards and stream bank stability.

Since inception, we have improved 87 stream crossings by restoring fish passage on 80 stream miles, which includes replacing culverts, building bridges and installing/replacing tidegates. We have installed 924 instream structures within 59 stream miles using an excavator and helicopter to build log jams, log and boulder structures, boulder weirs, and engineered structures. We have fenced over 200 stream miles and planted native species in 595 acres of riparian areas, and we have built or enhanced 180 wetland acres, surveyed 122 stream miles and restored 59 acres of historical meadows.

Changes to Mission, Programs, or Activities

If there have been significant changes in your organization's mission or activities in the last three years, please explain.

There have been no significant changes in our mission or activities in the last three years.

Strategic Planning and Evaluation*

Please note whether your organization has engaged in a strategic planning process or external evaluation in the last five years.

The CWA engages in annual strategic planning within the Board and Executive Council and also with our main Council Support funding agency, OWEB. Attached is the current, adaptable and flexible work plan for the Association for the 2015-17 biennium, adopted January 2015.

Strategic Plan (Optional)

Submit your most recent strategic plan.

CWA-Work-Plan-2015-17-Final.pdf

Project Proposal

Description*

Provide a brief description of the project and the activities associated with the project.

This Technical Assistance proposal would bring together a diverse and knowledgeable group of stakeholders and technical specialists to develop and publish the third update to the Coquille Watershed Action Plan (CWAP), a watershed-scale resource management and restoration plan produced by the Coquille Watershed Association (CWA) and partners. The importance of strategic planning to effectively manage our water, fish and wildlife populations is pivotal for the future, and the Action Plan provides the CWA and local communities with the biological context for identifying and prioritizing restoration and enhancement actions. The Plan also assists in coordinating local, federal, state, and private efforts and funding to implement those actions on both private and public lands. The document is extensively used by the CWA and represents, at the last update, the current understanding and available knowledge of conditions and needs in the Coquille River watershed.

The second update to the CWAP was completed in 1997, nearly 18 years ago. The Plan serves as a reference guide, along with the Coquille Sub-basin Plan (Coquille Indian Tribe, 2007), and is a working document characterizing watershed conditions and specific local issues. It is intended to complement the Oregon Plan at the watershed level, and Pacific Northwest regional and statewide issues, including water quality and anadromous fisheries, were the impetus for the last update. It was developed with information from, and the participation of, the local Technical Advisory Group (TAG), a team of key stakeholders and landowners.

Using the common framework that is being developed for the new coho salmon business plans as an outline, the CWA will assemble the Technical Advisory Group and a professional facilitator/technical writer experienced in Coquille river restoration projects and action plans, and will conduct competitive bidding processes for any survey and GIS analysis needed during the update. Funds will be used for these activities, and will also be used for experienced planning staff, travel and fiscal management, an assistant to record minutes, create TAG documents and to assist with contacts, meeting logistics and post-production.

Project Purpose*

Briefly describe the need or purpose of the project.

The purpose of the CWAP is to identify high priority habitats and limiting factors, and then to prioritize site-specific essential actions to address these factors in the 1,059 square mile Coquille River watershed. It is the third largest river system in Oregon and contains five 5th-field sub-basins encompassing 676,422 acres. Since 1997, there have been significant changes in many areas including overall watershed conditions, climate changes, increasing demands for clean water & natural resources, new technologies and innovations, etc. To be an effective watershed council and secure sufficient resources for project implementation the CWA needs an updated Action Plan. The last update is on obsolete software, and all maps, tables and figures need to be re-done in GIS or other appropriate software. The TAG will compile the available data for the watershed, and priorities will include but not be limited to: fish distribution (and other aquatic species) by life stage such as spawning & rearing; ODFW aquatic habitat quality; riparian vegetation conditions including composition, range & invasives; fish access & passage barriers; and terrestrial and wetland habitats quality. This data on the physical environment & biological resources will be combined with updated statistics on land ownership and land uses which will then be analyzed and used to prioritize the restoration opportunities within the Coquille Basin's thirty-five 6th-field sub-watersheds. At this time, the project has firm commitments and support from the BLM, OSU Extension, NOAA/DSL, USFWS, ODFW, ODEQ, ODA, USFS, Coquille Indian Tribe, Coos County, the Port of Bandon, Coos SWCD, Plum Creek Timber, The Nature Conservancy and the CWA Executive Council. We expect a few more partners when the project launches. The CWA informed the ACOE of our plan to update the Action Plan, and the ACOE will provide any pertinent & updated regulatory information to the TAG (they must remain impartial and will not be on the TAG).

Relevance to WRCA*

Briefly describe how your project aligns with WRCA's mission. Briefly describe how your project aligns with WRCA's mission. In your response, describe the WRCA regional objective(s) advanced by your activities. The regional objectives are below for reference:

1. Strengthen economic stability, community assets, and the environment by supporting working landscapes and seascapes.
2. Drive economic developments and ecological enhancement by fostering local, sustainable businesses and nonprofit organizations.
3. Drive greater resources to the region, forge partnerships, and strengthen capacity to help local organizations better accomplish their goals.

The Coquille Watershed Action Plan is the framework and roadmap for guiding the watershed's restoration activities and strikes at the core of WRCA's mission and objectives. The Plan's purpose to identify and prioritize site-specific actions will lend authority to efforts in habitat restoration and enhancement, which, in turn, will bring increased funding to the watershed. The restoration work will drive greater resources and economic developments to the watershed, which will strengthen economic stability and support our working landscapes and seascapes. Having an Action Plan with the most current and up-to-date information on the watershed's conditions will enable those involved in habitat restoration to do the best and most appropriate job possible to address the limiting factors, which will protect and enhance the ecological environment of the watershed. We have been able to secure commitments from 14 partners at the time of this application, which is a testament to the importance of the update and demonstrates the collaborative nature we work to achieve on a daily basis. This project will also strengthen our Council's capacity to accomplish our goals because the Action Plan is essentially the heart of what we do as an organization and will aid in our goal of long-term watershed health.

Goals and Objectives*

Explain the project's goals and objectives. The explanation should include both the short and long-term goals and objectives that you plan to meet.

The short-term goals and objectives for the third update to the CWAP are to seek additional funding sources for this large-scale project, assemble the Technical Advisory Group and partners and set the agenda and time table suitable to all parties. The TAG will frame the context of the update and emphasize actions in the aquatic and riparian areas within the Coquille valley, with a view towards using an adaptive approach so the Plan can be modified as conditions change and monitoring results become available. During implementation, there may be environmental contracted services to secure and maps, tables and references to compile. At completion, the updated CWAP will produce a prioritized list of sub-watershed, stream reach and site-specific aquatic and terrestrial restoration priorities. Short-term goals also include developing restoration projects with willing landowners and partners, and then to seek funding for those projects.

The long-term goals and objectives are the sustainability and health of our natural resources in the Coquille watershed through restoration and enhancement activities. The community will have a clear idea of

where to target restoration efforts and how best to sequence the implementation of projects over time. We will track watershed conditions and restoration successes with monitoring and assessment, and, through the CWAP, work collaboratively with organizations and residents on restoration, education and outreach regarding watershed issues and fish populations.

Project Timeline*

Describe the timeline of your project. Please include key project dates and milestones.

Once all funding is secured, we envision that the Plan's update could be completed in 24 months, although there are many factors that can affect the timeline. Using the recently completed South Fork Action Plan as an example, there were over 120 paid contractual days over the course of 2 years and the most active TAG members each averaged 60-70 days including 6-8 meetings, while the review and comment TAG members spent on average 10-20 days. Depending on the TAG member's schedules and available time, we would plan begin in November 2015 and work around known busy times such as instream in-water work periods, fire and hunting seasons and holidays. We expect that there will be no less than 6 meetings to attend (at least 1 for each chapter) and similar time commitments from the TAG. Without any drastic disruptions, the updated Plan would be completed by November 2017.

Project Geographic Area*

Please select the geographic area where this project will operate.

Coos County

Project Geographic Description*

Provide the address and/or a brief description of the location and community in which your project will operate. Alternatively, you may upload a map if available/relevant.

The Coquille Watershed project area encompasses all of Coos County and small sections of Curry and Douglas Counties.

Project Partners*

Describe all partners and other organizations that will support this project. In your description, please explain how this partner will contribute to the project's success and how the project works with them.

This is a wide-ranging project that will need multiple and diverse partnerships. We expect the partners listed below to participate, and since we have just begun discussions regarding the Plan, we expect to have more sign-on once we secure funding:

- OWEB - cash and technical assistance
- BLM - technical & mapping assistance
- USFWS - technical assistance
- ODFW - technical & data assistance
- OSU Extension - technical assistance
- USFS - technical assistance
- Coquille Indian Tribe - technical assistance
- ODEQ - data and technical assistance
- Coos County - technical and data assistance
- ODA - data and technical assistance
- NOAA/DSL - technical and data assistance
- ACOE - technical and data assistance
- Coos SWCD - technical and data assistance
- Ports of Bandon and Coquille - Review and comment
- Plum Creek Timber - Review and comment
- The Nature Conservancy - Review and comment
- Private landowners - Access and historical information
- CWA Board and Executive Council - Review and approval

Impact and Outcomes*

Describe the outcomes and impact you anticipate achieving through the project proposed. In your response, please provide an evaluation plan or proposed metrics that will demonstrate progress towards the program goals. You may also upload this information.

The CWAP is the foundation for the council's activities and coordinated actions with partner organizations, and specifically identifies goals that define the CWA and the strategies and actions designed to achieve those goals. This project will be deemed successful upon full completion of the update, when high-priority projects are developed and implemented, and healthy partnerships are fostered among a diversity of agencies, landowners and community members. The proposed metrics that will determine success are below.

Coquille Watershed Action Plan 3.0 - Scope of Work and Deliverables:

Task 1: Technical Advisory Group (TAG) Assemblage, Introductory and Regular Meetings

Task 2: Data Collection 1997 - Current

Task 3: Sub-Contractor and Facilitator Bidding Process and Meetings

Task 4: Update to Chapters 1-6

Task 5: Creation of Maps, Tables and Figures

Task 6: Reviews and Edits to Chapters 1-6

Task 7: Additional Information and Chapters, if needed

Task 8: Compile Draft of Action Plan Update

Task 9: Final Review and Edits of Draft Action Plan Update

Task 10: CWA Board of Officers and Executive Council Final Document Approval

Task 11: Publication of Coquille Watershed Action Plan 3.0

The CWAP update will reaffirm that the keys to the Council's success are focusing on organizational health and Board/Council engagement, voluntary restoration project implementation, continuing to build partnerships with other organizations, community & landowner education and involvement, and collecting & disseminating information on watershed conditions. We expect that the updated CWAP will give clear direction for concentrating conservation efforts and will be utilized by agencies, organizations and landowners to implement projects that will result in improved watershed health and natural biodiversity viability in the Coquille watershed.

Anticipated Challenges or Risks*

Describe any anticipated risks or challenges associated with this project and how you plan to address them.

Challenges we may face during the writing of the update are likely to be related to scheduling the TAG meetings to accommodate everyone's schedule. The TAG will be comprised of diverse professionals and their volunteer time on the team is key to the update, so we will discuss timing and commitments with the group initially before the agendas are set to assure that we have maximum participation over the course of 2 years.

Organizational Capacity*

Describe your organization's capacity to conduct the activities detailed in the description you provided above. Include examples of your organization's experience conducting similar projects.

A key component of a successful Action Plan is bringing stakeholders together to understand and coordinate long-term restoration efforts, and the CWA has been successful in this type of collaboration with the original Coquille Watershed Action Plan (1994), version 2.0 (1997) and the recently completed South Fork Coquille Action Plan (2014). We have also completed five sub-watershed evaluations; the Lower South Fork Coquille Geomorphic and Riparian Assessment Review (2003), East Fork Coquille Watershed Analysis (2000), Middle Fork Coquille Riparian Shade Assessment (2003), North Fork Coquille Riparian Shade Assessment (2002), and the Lower Mainstem Coquille River and Tributaries Riparian Shade Assessment (2006). As the umbrella group representing restoration in the Coquille watershed, we are well-suited to embark on this project and have already secured participation and support from key stakeholders and agencies.

Project Lead*

Provide the first and last name and title of the person from your organization that is responsible for managing this project.

Kelly Miles

Budget and Supplemental Information

Total Project Budget*

\$156,260.00

Amount Requested from WRCA*

\$50,000.00

Project Budget*

Please download the budget template by accessing the link. If your project can be broken into phases, please include costs associated with each phase. Save the file to your computer when finished, and then upload the completed budget by using the file upload field.

[Grants Budget Template](#)

Budget-CWA_Action_Plan_3.0.pdf

Project Priorities*

In the case that your organization receives less than the amount requested above, describe how the project activities will be modified.

We plan to submit a Technical Assistance Type II application for funding to OWEB in April 2015 with a similar funding threshold using amounts based on the monies spent to write the South Fork Action Plan. That Plan concerned only one fork in the system, and needed \$64,755 in cash and \$55,671 in in-kind funding to complete, and we estimate that we will need a higher funding level for this watershed-scale update. If either the WRCA or the OWEB applications are unsuccessful, we will need to seek additional funding sources before commencing the update.

Sub-grants

If this grant will support external individuals or organizations, please list the organizations or individuals and how they will be selected.

This grant will not support external individuals or organizations.

Additional Funding Sources

If applicable, please list other sources of support for this project including funders, investors, and matching resources. Indicate whether funding is pending or secured.

As mentioned above, we plan to apply for OWEB Technical Assistance at approximately \$50,000. We have secured \$16,000 in-kind funding from the BLM at this early stage and anticipate that we will receive at least \$35,000 of in-kind funding from the 14 partners on the project in addition to the BLM funding.

Governance (Optional)

Chair of Governing Board

Ernest Newton

Number of Board Members

5

Board Meeting Schedule

Describe how regularly your board meets.

Monthly - Every third Thursday of the month.

Board of Directors

Please list or upload the members of your board of directors and their affiliations.

Ernest Newton - President, City of Myrtle Point

Julie Huff - Vice President, Education

John Jones - Secretary, Middle Fork landowner

Cassie Bouska - Treasurer, Business

Paul Heikkila - Officer At Large/Resource Advisor, Commercial Fisheries

Board Election Process

Describe how the members of your governing board are selected.

CWA Bylaws, V.4 Officers - The officers of the association shall consist of a President, Vice-President, Secretary, Treasurer, Officer at Large and Resource Advisor. The officers of the association shall be elected by the Executive Council and shall serve for two years. The Officers, when acting as a decision/negotiating body, shall have the powers delegated from the Executive Council in articles V.3G, V.3H, V.3K, V.3L, and V.3M.

Decisions shall be made based on majority vote, if required, but the decided upon issue shall be routed back to the Executive Council at the next regularly scheduled meeting. Decisions on policy issues affecting the association shall be made solely by the Executive Council. All officers shall be members of the Executive Council.

Board Compensation

If members of your board are compensated for their services, please list the amount per member.

\$0.00

Board Oversight-Financial

Describe how your governing board oversees your organization's finances (e.g. audit committee, board review, etc.).

The CWA has monthly Board reviews of finances and a yearly Executive Council review of the 990 tax filings. Because we do not meet the federal funding threshold we are not subject to A133 audits. From the Bylaws: IX.4 - Books and Records. The association shall keep current and complete books and records of account and shall keep minutes of the proceedings of its members, Executive Council members, officers and committees having any of the authority of the Executive Council; and shall keep at its registered office a register of the names and addresses of its members entitled to vote. All books and records of the association

may be inspected by any active member or his agent or attorney, for any proper purpose at any reasonable time.

Board Oversight-Performance

Describe how your governing board reviews the performance of your organization's leadership.

The CWA undergoes bi-annual evaluations of both the management and the Executive Council. The Board of Operating Officers evaluates the Director twice each year, and the Executive Council engages yearly in council self-evaluations to assess organizational capacity, the direction of the association and adherence to the strategic work plan. The next Council Evaluation is scheduled for June 2015.

Finances and Legal Status

Legal Status*

Select from the following list:

501(c)(3)

If other, please explain.

Operating Expenses*

List your organization's operating expenses for the last fiscal year.

\$56,804.00

Current Fiscal Year of Organization*

Include range in mo/day/yr – mo/day/yr format.

07/01/14 - 06/30/15

Provide your percentage of income from the following:

Corporations %*

0

Foundations %*

10

Government %*

80

Individuals %*

2

Fees and Earned Income %*

0

Investors %*

0

Other %*

8

Does your organization receive more than fifty percent of its funding from any individual source?*

No

Please list your primary financial supporters:*

Oregon Watershed Enhancement Board
Bureau of Land Management
US Fish & Wildlife Service
Oregon Department of Fish and Wildlife
US Forest Service
Coquille Indian Tribe

IRS Form 990*

Submit your most recent IRS Form 990. If this is not available, please submit income and expense statements from the most recent fiscal year.

coquille water shed 1301_13n_FC.pdf

Audited Financial Statement (Optional)

Submit your most recent audited financial statement.

N_A_A_133.pdf

IRS Tax Exemption Letter*

Submit a copy of your IRS tax exemption letter.

IRS_Determination_Letter_CWA.pdf

Attachments

Staff Information*

Submit or provide a list of biographies for key staff involved in the project.

CWA-Staff-LOS-r.pdf

Please see attached Staff Qualifications and Letters of Support.

Electronic Signature

Authorized Signature*

Enter your name, title, and the date of submission (e.g. Erin Smith, Executive Director, 9/12/13)

Kelly Miles, Director, 4/3/15

By entering your name, title, and date above, you certify that you are an officer, managing employee, or other duly authorized agent for the eligible grantee and are authorized to submit the above request for funding.*

I agree

You certify that the statements contained in this application are true, accurate, and complete to the best of your knowledge and belief.*

I agree

File Attachment Summary

Applicant File Uploads

- CWA-Work-Plan-2015-17-Final.pdf
- Budget-CWA_Action_Plan_3.0.pdf
- coquille water shed 1301_13n_FC.pdf
- N_A_A_133.pdf
- IRS_Determination_Letter_CWA.pdf
- CWA-Staff-LOS-r.pdf

Coquille Watershed Association Work Plan for 07/01/2015 - 06/30/2017

Date Adopted	1/15/2015
Watershed Limiting Factor(s)	Hydrograph/water quantity - Altered hydrology; Knowledge Gaps - Lack of Information; Physical habitat quality - Altered quality of physical habitat; Water Quality -Altered physical, chemical, or biological water characteristics.
Watershed Source Document(s)	Oregon Plan for Salmon & Watersheds (OPSW) (1997) Oregon Aquatic Habitat Restoration and Enhancement Guide (OPSW 1999) Coquille Watershed Action Plan 2.0 (CWA 1997) South Fork Coquille River Action Plan (CWA 2014) Coquille Sub-basin Plan (Coquille Indian Tribe 2007) Oregon Coast Coho Plan for the State of Oregon (2007) The Oregon Conservation Strategy (OCS) (2006) Coos & Coquille Water Quality Management Plan (ODA 2010) Hydro-geomorphic Assessment Guidebook for Tidal Wetlands of the Oregon Coast (CoosWA 2006) Lower South Fork Coquille Geomorphic and Riparian Assessment (Clearwater Bio-Studies, Inc 2003) East Fork Coquille Watershed Analysis (USDI 2000) Middle Fork Coquille Riparian Shade Assessment (B. Follansbee, PhD, 2003) North Fork Coquille Riparian Shade Assessment (B. Follansbee, PhD 2002) Oregon Aquatic Habitat Restoration and Enhancement Guide (OPSW 1999) TMDL, Upper South Fork of the Coquille River (ODEQ 2000) NRCS Field Office Technical Guide, Stream Habitat Improvement
Organizational Limiting Factor(s)	Access to training; Board capacity development; Board skill development; Lack of Knowledge; Office infrastructure; Staff capacity development; Staff skill development; Training
Organizational Source Document(s)	Coquille Watershed Association Bylaws (CWA 1995, updated 2015) CWA Financial Policies and Procedures Manual (CWA 2010, updated 2015) CWA Executive Council Self-Evaluation (yearly, 2014) CWA Member Self-Evaluation (yearly, 2014) CWA Technical Advisory Committee Handbook - Policies & Procedures, Criteria for Rating Projects (2002) CWA Restoration Enterprise Business Strategy (ShoreBank Enterprise Pacific 2007)
Watershed Action Plan(s)	Coquille River Sub-Basin Plan (Coquille Tribe 2007) Coquille Watershed Action Plan 2.0 (CWA 1997) South Fork Coquille River Action Plan (CWA 2014)

Project Category: Restoration			
Project Title	Lower Coquille River Wetland & Stream Enhancement	OWEB Grant #	
Responsible Parties	Coordinator/Executive Director	Priority	High
Project Description	This project is located in the Coquille River Watershed. The property is a well-maintained organic dairy off the Lower Coquille 5th field watershed. The property is identified as having high intrinsic potential (HIP) for over-wintering habitat for juvenile coho salmon (Coquille River Sub-basin Plan, 2007). This project will implement the Coquille River Sub-basin Plan Strategy 1: Restore Slow-water Refugia for Winter Parr. The Wetland Creation will create 5.5 acres of wetland complex, add sinuosity to approximately 2 stream miles, open up access to 2 stream miles of desired habitat, plant 10 acres of cultural and ecologically significant species and install 12,600 feet of wildlife friendly barbed wire fencing.	In Council Action Plan	Yes
Key Partners	Coquille Indian Tribe, ODFW		
Limiting Factor(s)	Staff capacity development, Physical habitat quality - Altered quality of physical habitat, Water Quality -Altered physical, chemical, or biological water characteristics.		
Original Date	1/15/2015	% Complete	50% - Design/ Permit completed/ materials developed
Challenges	Because of the time extension, as of 1/2015, the permitting has been submitted, we are still at the same completion percentage as in the 6/14 update due to the long nature of the multiple permitting processes. The budget for this project may have to be adjusted depending on costs associated with the engineered tidegate.		
Opportunities	The best opportunities we have for this project are twofold; the installation of an engineered fish-friendly tidegate opening up 2 miles of restored stream and 5 acres of wetland will greatly benefit native fish species; and, livestock- exclusion fencing and newly planted riparian trees and shrubs will benefit the landowner by enabling a "working landscape" that co-exists with over- wintering habitat for juvenile coho salmon.		
Planned Deliverables	We still hope to achieve these Deliverables by 2017: >=5.5 acres of wetland complex created >=2 stream miles of added sinuosity >=2 stream miles of desired habitat opened >=10 acres planted with native species >=12,600 feet of wildlife friendly fencing		

Project Category: Organizational Development and Management

Project Title	Council Support	OWEB Grant #	212-011 216-011
Responsible Parties	Coordinator/Executive Director	Priority	High
Project Description	This project funds the Watershed Council Coordinator for the Coquille Watershed Association (CWA) which comprises 678,000 acres and has a population of approximately 18,000. The CWA is a 501(c)(3) non-profit group formed to actively engage in the evaluation and restoration of the Coquille River system. The Association is comprised of a broad array of participants with diverse backgrounds and affiliations. The goals of the CWA include defining restoration goals and developing strategies, actively promoting and implementing on-the-ground restoration projects, providing coordination and support for private landowners participating in restoration activities, and conducting education in the schools and outreach in the community. These goals and related activities are designed to support the environmental integrity and economic stability of the Coquille watershed.	In Council Action Plan	Yes
Key Partners	WRCA, ODEQ, OWEB		
Limiting Factor(s)	Staff capacity development, Board capacity development, Board skill development, Staff skill development, Training, Office infrastructure		
Original Date	1/15/2015	% Complete	75% - Implementation complete
Challenges	The extension of the funding for July 2015 will be difficult, as expenses are planned for the year with each month's budgeted expenses and was originally planned to end June 2015. The Director may have to go to .5 time until funds are secured & grant agreement signed.		
Opportunities	There are very limited opportunities for Council Support in both salaries and operating expenses. We are always seeking funding for Organizational Capacity, and were fortunate in the last biennium to receive grant funds for both council support and project development; we hope to secure those types of funds in the future. Other opportunities that council support funds assist with are; Community, landowner & stakeholder outreach and communications (public meetings, civic group presentations, landowner meetings); Educational presentations and Field days with students; Continuing education for Coordinator & staff.		
Planned Deliverables	All Deliverables are on track for completion June 2015; Management of Association including fiscal & legal responsibilities for the biennium; supervision and oversight of employees, projects, communications, human resources; new project development, grant writing and closing/monitoring of current projects; reporting and permitting duties to pertinent agencies; public meetings and presentations.		

Project Category: Planning

Project Title	South Fork Coquille River Sedimentation & Temperature Action Plan	OWEB Grant #	212-2006
Responsible Parties	Board Member	Priority	High
Project Description	The CWA received funding to develop a South Fork Coquille River (SFCR) Action Plan. The SFCR Action Plan will identify areas with high restoration potential and facilitate the design of on the ground implementation projects with high biological and economic values. The CWA will conduct landowner interviews, collect site specific data, and conduct landowner education and outreach activities. The CWA will coordinate this effort with a technical advisory committee comprised of agency and private fishery, hydrology, water quality and riparian specialists from ODEQ, ODFW, DSL, ACOE, BLM, USFS, USFWS, Plum Creek Timber, Campbell Global, OSU Extension and select landowners.	In Council Action Plan	Yes
Key Partners	ODEQ, ODFW, DSL, ACOE, BLM, USFS, USFWS, Plum Creek Timber, Campbell Global, OSU, Private Landowners		
Limiting Factor(s)	Staff capacity development, Hydrograph/water quantity - Altered hydrology, Physical habitat quality - Altered quality of physical habitat, Water Quality - Altered physical, chemical, or biological water characteristics., Knowledge Gaps - Lack of Information		
Original Date	1/15/2015	% Complete	95% - Maintenance Monitoring Education
Challenges	Challenges remaining now that the Plan has been published are to be able to articulate the specifics of the Plan to interested parties, and to prioritize and develop worthy restoration projects.		
Opportunities	Now we begin the dissemination of the South Fork Coquille River Sedimentation & Temperature Action Plan to landowner, public and stakeholder meetings. We have the opportunity to inform and share with the public the findings of the Plan, how we reached our conclusions and priority restoration projects that can be undertaken by the community at large.		
Planned Deliverables	Complete: Creation of Public Reference Document, the "South Fork Coquille River Sedimentation & Temperature Action Plan". Final copies sent to permitting agencies and partners.		

Project Category: Community Engagement (outreach and education)

Project Title	Riparian and Wetland Nurseries at Local High Schools	OWEB Grant #	
Responsible Parties	Board Member	Priority	Low
Project Description	The CWA is working with local high school botany/biology students and teachers to set up grow operations that will provide trees and shrubs for the CWA, other groups and the public for restoration purposes. Coos County does not have a commercial nursery that can provide the number & diversity of trees needed for large wetland and riparian projects. We have partnered extensively with Powers HS Native Species Center as they have established a planting program and provided the CWA with thousands of trees and shrubs over the past few years for our riparian and upland projects. Bandon HS has received funding to build a greenhouse and we have partnered with the "Go Native!" program and will work with them to establish a nursery to provide wetland trees and shrubs. We hope to assist each school with their programs and help them to increase their capacities and become successful. We also hope to work with the Myrtle Point, Coquille, Winter Lakes and Camas Valley high schools.	In Council Action Plan	Yes
Key Partners	Local high schools - Powers, Bandon, Coquille, Myrtle Point, Camas Valley and Winter Lakes		
Limiting Factor(s)	Staff capacity development, Board capacity development, Knowledge Gaps - Lack of Information		
Original Date	1/15/2015	% Complete	Ongoing council activity
Challenges	As expected, funding, schedules & timing are always an issue, but we have no lack of enthusiasm and effort!		
Opportunities	With these types of projects, we get increased awareness of the CWA and watershed health, and we hold positive educational activities that continue to inspire students to safeguard their water supply and open up opportunities in the natural resource fields previously unknown to them. We can also share knowledge through our outreach activities that result in concern and ownership of the watershed's health.		
Planned Deliverables	We continue to assist with grant submissions and technical assistance to both Bandon High School Go Native Program and Powers High School Native Species Center and helped to secure \$5,000 in funds for Bandon and Powers in 2014, for a total of \$44,000 in this biennium. We will continue working with those schools and in talks with the other high schools to develop riparian propagation programs. Ongoing yearly activity.		

Project Category: Restoration

Project Title	Continued Restoration of the Riparian Corridor in the Coquille Watershed	OWEB Grant #	
Responsible Parties	Project Manager	Priority	High
Project Description	The Coquille Watershed Association has been restoring the riparian corridor in the watershed since our inception, and we are observing areas that are flourishing with new growth and lessening erosion and water quality issues. There is still much work to be done as the watershed's most troubled spots remain in the agricultural areas, and a large portion of the land use in the watershed is agricultural. Past management practices along the Coquille River have left a degraded riparian corridor allowing for heating and sedimentation issues throughout the watershed. All major streams within the Coquille watershed are listed as DEQ 303 temperature limiting requiring an intact riparian especially in the head waters. The CWA has implemented multiple successful riparian projects along the corridor and will continue to work with willing landowners to restore ailing riparian zones.	In Council Action Plan	Yes
Key Partners	ODEQ, ODFW, BLM, USFS, USFWS, Coos SWCD, Coquille Tribe, Private Landowners		
Limiting Factor(s)	Staff capacity development, Staff skill development, Hydrograph/water quantity - Altered hydrology, Physical habitat quality - Altered quality of physical habitat, Water Quality -Altered physical, chemical, or biological water characteristics.		
Original Date	1/15/2015	% Complete	Ongoing council activity
Challenges	As expected, willing landowners and funding are always our biggest hurdles.		
Opportunities	We hold regular public meetings to bring awareness to watershed problems and solutions and to increase awareness about the CWA, and to introduce ourselves to new landowners. The positive word of mouth from landowners pleased with our recently completed projects has helped us to develop a large riparian project for 2015.		
Planned Deliverables	We continue work on the Deliverables for this ongoing activity; 1-Conducting analyses of past riparian projects; 2-Making landowner contacts; 3-Touring past successful projects with interested landowners to encourage partnership with CWA; 4-Developing riparian projects that connect past projects and well established riparian areas; 5-Developing a whole reach restoration plan to connect riparian corridors; 6-Utilizing Shade Assessments to evaluate shade potential and determine reach start and end points; 7-Implementing riparian planting and livestock exclusion restoration. In early 2015, we started developing a multiple landowner riparian project near reaches we are currently restoring for a whole-fork restoration goal.		

Project Category: Restoration

Project Title	North Fork Coquille Basin Water Quality and Ecological Restoration	OWEB Grant #	213-2020-1009, 213-2020-10317
Responsible Parties	Coordinator/Executive Director	Priority	Medium
Project Description	This project is a continuation of a systematic restoration approach within the North Fork Coquille River (NFCR) to address habitat limiting factors within the entire basin. This ecological restoration project will address DEQ 303 (d) water quality limiting factors on six agricultural pastures located in the NFCR by re-establishing process, function, biological, chemical, and physical linkages between the aquatic and riparian ecosystems. The water quality limiting factors are lowered dissolved oxygen, high fecal coliform count, sedimentation, and high summer temperature which are a result of degraded riparian ecosystem and livestock access to the streams. All sites were identified utilizing a DEQ 319 technical assistance grant.	In Council Action Plan	Yes
Key Partners	USFWS, Coos SWCD, Powers High School Native Species Center, ODFW, Private Landowners		
Limiting Factor(s)	Physical habitat quality - Altered quality of physical habitat, Water Quality - Altered physical, chemical, or biological water characteristics.		
Original Date	1/15/2015	% Complete	60% - Implementation in progress
Challenges	The North Fork and associated tributaries suffer from many challenging and limiting factors: Bacteria, Dissolved Oxygen, Sediment and Temperature. We are also experiencing weather disruptions which have delayed certain portions, i.e.; too wet to lay rock, too dry to plant. We are adjusting our schedules accordingly.		
Opportunities	We have excellent opportunities for outreach to adjacent landowners in the Myrtle Point Drinking Water Protection Area which have led to further project development for riparian work in the next biennium. We have also enjoyed educational opportunities with local students in tree-planting field days, so we hope to continue that work.		
Planned Deliverables	This is a large, extensive and multi-year riparian project and we are in the last stages of implementation. We still plan on our original Deliverables: >=4.6 miles of fencing >=18 acres treated for weeds and >=3,700 trees and shrubs planted 7 water systems installed or upgraded		

Project Category: Organizational Development and Management

Project Title	Organizational Support for General Operating Funds and the Development of Restoration Project Proposals	OWEB Grant #	
Responsible Parties	Coordinator/Executive Director	Priority	Low
Project Description	The overall size and complexity of a project and the number of landowners & partners involved affects the amount of time it takes to develop a restoration project, and the average amount of staff time it takes to compile an extensive restoration grant with 5+ landowners and 3-5 partner agencies is approximately 168 hours. This is time well invested, as we may gain several months of full-time work for our staff and crew from one large project, and even more benefits if it is a multi-year project.	In Council Action Plan	Yes
Key Partners	Wild Rivers Coast Alliance		
Limiting Factor(s)	Staff capacity development, Board capacity development, Board skill development, Staff skill development, Training, Office infrastructure		
Original Date	1/15/2015	% Complete	100% - Post grant reporting complete
Challenges	The first challenge was to develop the grant application for the Operating Support and Organizational Capacity given the CWA staff's limited time. Challenges that this grant alleviated were; Project Development, as developing a large project involves tasks that include; contacting landowners in priority areas, discussing restoration actions needed, convening with permitting agencies to ascertain the requirements for the project, collaborating with partners to draft a white paper for approval from the TAC & Executive Council, preparing a budget which may include requests for bids or pricing estimates, writing the grant and preparing the landowner agreements, maps, and insurance and permits.		
Opportunities	This grant enabled the CWA to have the time to develop large projects by providing funding for the tasks above, which are generally not funded. This grant also provided the CWA with operating expenses that increased our organizational capacity and provided relief from severely limited administration funds.		
Planned Deliverables	We accomplished more than planned by developing 6 projects with 7 landowners and over 10 partners, 4 are already approved for funding, 1 is highly ranked and hopefully will be approved, and 1 was rejected.		

Project Category: Restoration

Project Title	Cunningham Creek Riparian Restoration	OWEB Grant #	04-12-009
Responsible Parties	Coordinator/Executive Director	Priority	Low
Project Description	Cunningham Creek is a tributary to the Coquille River in southwest coastal Oregon. The lower reach of Cunningham Creek is north of the city of Coquille and runs through the fish hatchery at Coquille High School directly into the mainstem of the Coquille River. ODFW GIS layers show this stream as prime rearing habitat for Chinook & coho salmon, winter steelhead, and Cutthroat trout are likely present during parts of the year. Despite the potential for and accessibility of fish habitat, Cunningham Creek is listed in ODEQ's Integrated Report (2010) and 303 (d) list for e-coli, fecal coliform, high temperatures and dissolved oxygen, severe limiting factors to a healthy salmonid rearing habitat. The riparian zones in this project are inundated with Himalayan blackberry and canary reed grass which have out-competed the native species, so there is currently 41% shade cover in the project reaches with a potential for 97%. The area is a high priority for water quality and riparian restoration.	In Council Action Plan	Yes
Key Partners	Coquille School District, CWA Board & Council, Powers High School Native Species Center, Coos SWCD		
Limiting Factor(s)	Physical habitat quality - Altered quality of physical habitat, Water Quality - Altered physical, chemical, or biological water characteristics.		
Original Date	1/15/2015	% Complete	95% - Maintenance Monitoring Education
Challenges	This project had many water quality issues: e-coli, fecal coliform, high temperatures and dissolved oxygen. The project's aim was to restore the riparian zones, which are inundated with Himalayan blackberry and canary reed grass resulting in low shade cover.		
Opportunities	We partnered with the Coquille School District, Coquille Booster Club, Coquille HS Softball Team and Leadership Teams, Coos SWCD and Oregon Stewardship to remove blackberries & ivy, plant native species and place mycofiltration bags provided by OceanBlue Project on the streambanks. There were great opportunities for outreach with the students and public Volunteer Day.		
Planned Deliverables	>=2,892 native trees, shrubs and willows planted >=.75 miles of stream treated for invasive weeds >=1.0 acres planted with native species Students and Oregon Stewardship continue to monitor, water and care for the plantings and will through 2015.		

Project Category: Restoration

Project Title	Yankee Run LWD and Riparian Restoration	OWEB Grant #	214-2038
Responsible Parties	Coordinator/Executive Director	Priority	Medium
Project Description	Yankee Run is a tributary to the East Fork Coquille Watershed, located east of the town of Myrtle Point. Yankee Run and its tributaries support Chinook, coho, steelhead, cutthroat, rainbow trout, and lamprey. Past land management activities such as forest practices, stream cleaning, and road building have led to a decrease in the quality of fish habitat in Yankee Run and its tributaries. The channel has become simplified lacking cover, pool depth, and winter refugia. The Coquille Watershed Association has partnered with BLM, ODFW, and Campbell Global to address factors which are limiting fish habitat.	In Council Action Plan	Yes
Key Partners	BLM Coos Bay, ODFW, Campbell Global, USFWS		
Limiting Factor(s)	Physical habitat quality - Altered quality of physical habitat, Water Quality - Altered physical, chemical, or biological water characteristics.		
Original Date	1/15/2015	% Complete	60% - Implementation in progress
Challenges	Due to recent updates to the County's Flood Plain map, sites 1-3 now fell in the FEMA zone. This was reviewed with landowners, biologists and the County. The County required a flood plain certification that would have cost around \$1,200., and with the budgets already approved we had to drop the first three sites, so we simply added wood to the other sites. The original site designs estimated DBH's for all logs 16"-30". The BLM logs fit that profile, however the logs from timber sales with Plum Creek and Campbell Global fell short, so the CWA Program Manager and ODFW biologist were able to work with a local mill to purchase old growth logs reclaimed from burn units. The logs were shorter than the 50' intended but had DBH's 21"-46". Both BLM & ODFW biologists and site designers approved of the use of a minimum of 35' in length with the larger DBH logs on sites 4-14 where ACW was 20'. Site 39 was adjusted due to the steepness of the bank and lack of access for the excavator.		
Opportunities	This restoration project is part of a systematic approach to treat all of the most important spawning and rearing fish habitat within the North Fork Coquille River 5th field watershed with willing landowners and continues the intensive, ongoing 2008-2012 fish habitat restoration efforts in the North Fork Coquille River basin.		
Planned Deliverables	239 logs went into 44 log jam sites that were placed along 2.25 miles in Yankee Run and Right Fork Yankee Run on BLM and Campbell Global lands. The BLM donated seedlings for their land, and the CWA Restoration Crew is currently planting seedlings and trees before winter is over.		

Project Category: Restoration

Project Title	Woodward Creek LWD	OWEB Grant #	215-2026
Responsible Parties	Project Manager	Priority	High
Project Description	Woodward Creek, a tributary to North Fork Coquille River, was targeted for restoration through analysis of instream habitat inventories which identified stream reaches that are known to provide important spawning and rearing habitat and the listing of the North Fork Coquille River as the top priority for protection and enhancement of coho in the Coquille River Sub-basin Plan (2007). This project will place large wood within one mile of Woodward Creek. Large wood will be placed to improve habitat for rearing and spawning coho salmon, lamprey, and steelhead and cutthroat trout.	In Council Action Plan	Yes
Key Partners	BLM Coos Bay, ODFW, Campbell Global, USFWS		
Limiting Factor(s)	Hydrograph/water quantity - Altered hydrology, Physical habitat quality - Altered quality of physical habitat		
Original Date	1/15/2015	% Complete	5-30% - Conceptual/ Planning/ Submitting Grant application
Challenges	Additional funding - BLM funding is secured. Awaiting OWEB funding announcements.		
Opportunities	This restoration project is part of a systematic approach to treat all of the most important spawning and rearing fish habitat within the North Fork Coquille River 5th field watershed where appropriate. This project continues the intensive, ongoing 2008-2012 fish habitat restoration efforts in the North Fork Coquille River basin.		
Planned Deliverables	Planned Deliverables: LWD structures designed according to guidelines within the Guide to Placement of Wood, Boulders, and Gravel for Habitat Restoration. Two to four logs within each structure will be 2x the bankfull width in length if it is a cut log and 1.5x the bankfull width if there is a rootwad still attached to ensure greater stability. 7-10 logs per structure. >=326 logs placed in 31 sites within 3 miles of stream >=1.0 miles of stream treated to remove invasive weeds and planted with native species		

Category: Restoration

Project Title	Baker Creek Culvert Removal	OWEB Grant #	
Responsible Parties	Project Manager	Priority	Medium
Project Description	The CWA received a grant from OWEB (212-2005) that conducted a feasibility and geotechnical analysis on Baker Creek for removal of a culvert that is currently in disrepair and hinders fish passage. The study assessed removing the 12'x 250' rusted steel culvert and adjacent fish ladder to restore Baker Creek to its natural state and provide adequate fish passage. The culvert was built in the 1950's to replace a rail-line trestle and resulted in a barrier to upstream migration. A Denil fish ladder was added to the culvert in the 1980's, and removal of this massive, perched culvert will require engineered grade control to prevent down-cutting and to avoid bridge and road failures. The consultant, GHD, produced a Technical Memorandum to address the findings of the geotechnical analysis and made recommendations for restoration. The CWA will work with partners to search and secure funding for the removal of the culvert.	In Council Action Plan	Yes
Key Partners	ODFW, Plum Creek Timber, USFWS, USFS		
Limiting Factor(s)	Hydrograph/water quantity - Altered hydrology, Physical habitat quality - Altered quality of physical habitat		
Original Date	1/15/2015	% Complete	5-30% - Conceptual/ Planning/ Submitting Grant application
Challenges	The proposed cost of the project is very high which will require multiple funding sources, and is why the Technical Advisory Team advised breaking it up to lower overall costs. The CWA and partners have submitted a 2015 WWRI Technical Assistance grant for this project.		
Opportunities	By removing the failing, perched culvert and restoring Baker Creek to its natural state to allow for successful fish passage will open 2 miles of critical spawning and rearing habitat.		
Planned Deliverables	The CWA Technical Advisory Team chose Option #3, removal of culvert, fill and fish ladder and restoring the streambed to a 2% grade. We have submitted an application for funding of the Engineering & Topographic Survey. Deliverable: Complete Final Engineered Design and Survey to then use to seek funding for implementation.		

Project Category: Planning

Project Title	Coquille Action Plan v. 3.0	OWEB Grant #	
Responsible Parties	Coordinator/Executive Director	Priority	High
Project Description	The CWA's current Action Plan v.2 was written in 1997, and remained the leading guidance document for restoration in the Coquille watershed up to 2007, when the Coquille Indian Tribe published the "Coquille River Sub-basin Plan" for NOAA. The Sub-basin Plan was written as a planning tool for those involved in the conservation of native fish within the Coquille Sub-basin and it is used by agencies and natural resource groups in conjunction with the CWA Action Plan to determine priority areas for restoration. The Sub-basin plan is more fish-centric while the CWA Action Plan presents a whole- watershed approach, so there is a great need for the CWA to undertake the considerable task of updating the Plan to include all of the information and data that has been amassed since 1997.	In Council Action Plan	Yes
Key Partners	WRCA, OWEB, ODEQ, ODFW, ACOE, BLM, USFS, USFWS, Coos SWCD, Coquille Indian Tribe, Timber Companies		
Limiting Factor(s)	Staff capacity development, Board capacity development, Lack of Knowledge, Board skill development, Staff skill development, Training, Office infrastructure		
Original Date	1/15/2015	% Complete	5-30% - Conceptual/ Planning/ Submitting Grant application
Challenges	Funding opportunities are currently being sought - there is a growing need for an updated Action Plan for the watershed, and now that we have completed the writing of the comprehensive South Fork Action Plan we will have the time to turn our attention to the Coquille Action Plan version 3.		
Opportunities	Once funding is secured, the facilitation of the team and effort put forth for the Action Plan will announce that we are embarking on a momentous task and will most definitely aid in assembling the project and advisory teams. The biggest opportunity with this project is the chance to write an updated, relevant and prioritized Action Plan for the Coquille Watershed, to work in conjunction with the Coquille Sub-basin Plan (CIT 2007) and South Fork Action Plan (CWA 2014).		
Planned Deliverables	Public Reference Restoration & Enhancement Document - Coquille Watershed Action Plan version 3.0.		

Project Category: Organizational Development and Management

Project Title	CWA Executive Council and Membership Recruitment & Retention	OWEB Grant #	
Responsible Parties	Board Member	Priority	High
Project Description	The CWA was formed to actively evaluate, restore and enhance the Coquille River system. The Association is comprised of a broad array of participants with diverse backgrounds and affiliations, and we hold regular, monthly meetings where the public is encouraged to attend. We have special presentations and speakers to engage the community and to share with them our vision and mission for the watershed. The goals of the CWA include defining restoration ideals and developing strategies, actively promoting and implementing on-the-ground restoration projects, providing coordination and support for private landowners participating in restoration activities, and conducting education in the schools and outreach in the community. These goals and related activities are designed to support the environmental integrity and economic stability of the Coquille watershed.	In Council Action Plan	Yes
Key Partners	CWA Executive Council and Board of Operating Officers		
Limiting Factor(s)	Staff capacity development, Board capacity development, Board skill development		
Original Date	1/15/2015	% Complete	Ongoing council activity
Challenges	Recruiting and retaining an effective and involved Board of Operating Officers, Executive Council and General Membership is an ongoing process for the CWA, and challenges include time required to serve, educating the community about the purpose & mission of the CWA and overcoming stereotypes about natural resource groups.		
Opportunities	Community and civic events, educational field days with students and successful completion of restoration projects all serve to raise awareness about the CWA's work and what we can bring to the community.		
Planned Deliverables	Steady, effective participation by the Board, Council & Membership - after a year of heavy recruiting, in 2014 we had all Board positions filled for 6-year terms (6 members), 23 of 27 available positions on the Executive Council filled and active public membership of over 75 people.		

Project Category: Restoration			
Project Title	Montgomery Off-Channel Watering	OWEB Grant #	04-14-001
Responsible Parties	Project Manager	Priority	Medium
Project Description	Assist landowner in developing a plan to for off-channel watering systems so he can fence and plant buffer and riparian areas. Fencing and planting plan involves all streams located along the pasture areas. Goals will be to exclude livestock from streams, improve riparian vegetation and improve water quality and wildlife habitat. Fencing, planting and water systems developed by NRCS, CREP and CWA.	In Council Action Plan	Yes
Key Partners	CREP, NRCS, private landowner, OWEB		
Limiting Factor(s)	Physical habitat quality - Altered quality of physical habitat, Water Quality - Altered physical, chemical, or biological water characteristics.		
Original Date	1/15/2015	% Complete	50% - Design/Permit completed/ materials developed
Challenges	Making sure all the components and funding requirements are met and not too difficult for the landowner.		
Opportunities	These small grant projects serve as great word of mouth for the CWA, NRCS and for awareness of OWEB's Small Grant Program.		
Planned Deliverables	Planned Deliverables: 7 off-channel watering features to complement a CREP Riparian fencing and planting project. The CREP project will trench approximately 2,745 feet of water line, which will provide gravity-fed water from a 2500 gal holding tank to (7) 100-gallon troughs located in various fields below the road. 2 existing culverts allow separate access for both livestock and water lines. Water system will supply for 40 cow/calf pairs and 1 or 2 bulls.		

Project Category: Planning			
Project Title	Coquille Watershed Tidegate Inventory and Project Development Funding	OWEB Grant #	
Responsible Parties	Project Manager	Priority	High
Project Description	The Coquille River Tidegate Inventory and Project Development grant will create an inventory of tidegates throughout the Coquille River system. The inventory will record several key identifiers: location (waterway), landowner, description/current state of operation, structure (material, culvert attached), inlet/outlet conditions (perched, plunge, etc), options-repair/replace/remove, landowner needs, miles made accessible for fish habitat and potential of habitat/barriers behind tidegate.	In Council Action Plan	Yes
Key Partners	WRCA, ODFW		
Limiting Factor(s)	Staff capacity development, Board capacity development, Staff skill development, Hydrograph/water quantity - Altered hydrology, Physical habitat quality - Altered quality of physical habitat, Water Quality -Altered physical, chemical, or biological water characteristics., Knowledge Gaps - Lack of Information		
Original Date	1/15/2015	% Complete	30% - Funding secured
Challenges	We expect, but hope we don't encounter, landowner non-participation and/or hostility. We will not attempt to force any landowner to participate and will only work with willing landowners. We will obtain permission to access properties and will not enter any private property without approval. The weather and river conditions may be unpredictable, so all of the CWA Crew are Coast Guard Water Safety Certified, and if any conditions are unsatisfactory to the Director, the Crew will not be on the Inventory project until conditions have improved.		
Opportunities	This inventory of the tidegates in the Coquille River system, along with a database of high-med-low priorities will be available to all for replacement or removal restoration activities. This project will bring increased community awareness of failing tidegates, leading to the development of restoration projects that will increase the amount of fish-friendly tidegates. These projects should open up miles of off-channel and over-wintering habitat for the native fish species in the system.		
Planned Deliverables	Starting January 2015, we have begun to survey all possible waterways to produce the Deliverable; a detailed inventory database of tidegates in the Coquille system. This inventory will generate a prioritized list of potential projects and the CWA will review and assemble the most pressing and essential projects for development into grant applications, the number of which will depend upon the size of the proposed projects.		

Project Category: Restoration			
Project Title	Bear Creek Camp Area Restoration	OWEB Grant #	
Responsible Parties	Project Manager	Priority	High
Project Description	The CWA and BLM plan to restore the area around Bear Creek Campground by planning to remove and dispose treated lumber from disassembled foot bridge as the lumber has bolts throughout. Remove and dispose of asphalt, underlying gravel and small rock retaining wall. Rip/decompact the exposed soil to a depth of approximately 12", avoid damaging roots, especially conifer roots. Asphalt removal and decompacting would be done during the dry season. There is no known water source in the former campground, but if water lines are encountered they would be cut and removed within the work area. The CWA will seed and mulch exposed soil before the onset of the rainy season. The BLM will provide the native grass seed mix, and the CWA will provide the weed-free mulch. The area will be planted in the spring with native conifers, hardwoods, and shrubs. Conifers include Douglas fir and western red cedar, and hardwoods could include big leaf maple, alder, madrone, canyon live oak, Oregon ash and myrtle.	In Council Action Plan	Yes
Key Partners	BLM, ODFW		
Limiting Factor(s)	Hydrograph/water quantity - Altered hydrology, Physical habitat quality - Altered quality of physical habitat, Water Quality -Altered physical, chemical, or biological water characteristics.		
Original Date	1/15/2015	% Complete	30% - Funding secured
Challenges	The area has patches of invasive knotweed weed, a tough plant to eradicate completely and easily spreadable. We will have to work with partners to develop a strategy to deal with the knotweed.		
Opportunities	This is the site of a former campground that was decommissioned, but the area is still loved by the community, so we anticipate Volunteer Days for work the public can participate in. We have already been contacted by enthusiastic folks that want to help out when we get started.		
Planned Deliverables	Deliverables: Restore 1.25 Ac of streamside restoration with native trees and grasses; remove knotweed along 725 feet of Middle Fork.		

Project Category: Restoration			
Project Title	Plant Establishment and Monitoring on the NF Coquille Ecological Restoration and Myrtle Point Wetland project sites	OWEB Grant #	213-2000-9988, 213-2020-10317
Responsible Parties	Project Manager	Priority	High
Project Description	Plant establishment activities including annual planting and fence maintenance or repairs will be conducted by the CWA Restoration Crew within the wetland conservation easement habitat in the Myrtle Point Wetland and the North Fork Ecological Riparian project sites, to ensure healthy, free- to-grow riparian zones with high tree survival rates.	In Council Action Plan	Yes
Key Partners	OWEB, USFWS, ODFW, Private Landowners		
Limiting Factor(s)	Physical habitat quality - Altered quality of physical habitat, Water Quality - Altered physical, chemical, or biological water characteristics.		
Original Date	1/15/2015	% Complete	95% - Maintenance/ Monitoring/ Education
Challenges	Weather, including flooding and dry temperatures, and wildlife activity that threatens the new plantings.		
Opportunities	<p>We currently work with local school groups to involve students in their natural resources both in the classroom and on-the-ground. In both of these projects, we provided unique educational opportunities by hosting student planting days where they learned about plant identification, importance of plant species and ecosystems, and value of restoration projects. Student involvement in restoration projects provides a feeling of ownership for their natural resources.</p> <p>These types of projects also produce great word-of-mouth for the Council, as neighbors share our work and the process we are able to recruit new landowners that may have been wary about working with a watershed council before but trust their friends and family.</p>		
Planned Deliverables	Tree survival rate 80% after 5 years. The CWA Restoration Crew will conduct plant establishment activities 3-5 times annually for 3 years after completion until trees and shrubs should be considered "free to grow".		

Project Category: Restoration			
Project Title	Culvert Removals and Replacements	OWEB Grant #	
Responsible Parties	Project Manager	Priority	Medium
Project Description	The CWA has been contacted by the County, the US Forest Service and private landowners about the removal and replacement of culverts that are currently failing and blocking fish passage. We hope to move forward with some or all of these projects, and we have identified one at Schoolhouse in Lee Valley and two on Baker Road off of Fat Elk. The Forest Service has several culvert projects they would also like us to work on with them, so we hope to develop these projects, possibly with additional instream components, in the 2015-17 biennium.	In Council Action Plan	Yes
Key Partners	USFS, Coos County, Private Landowners		
Limiting Factor(s)	Staff capacity development, Hydrograph/water quantity - Altered hydrology, Physical habitat quality - Altered quality of physical habitat, Water Quality - Altered physical, chemical, or biological water characteristics.		
Original Date	1/15/2015	% Complete	5-30% - Conceptual/ Planning/ Submitting Grant application
Challenges	Funding for staff time to develop these projects will be our biggest challenge and will determine how many we are able to proceed with.		
Opportunities	The opportunities to work with landowners and the county on well-traveled roads and the US Forest Service on forest roads would enhance our staff & Restoration Crew's skillsets and experience. Should restoration work get funded, both fish populations and the community would benefit greatly through access to habitat and safer roadways.		
Planned Deliverables	Presently a "Medium" priority, we hope to develop 3-5 culvert projects with multiple partners and landowners in the 2015-2017 biennium.		

Project Category: Monitoring and Assessment

Project Title	North Fork Riparian and Knotweed Survey	OWEB Grant #	
Responsible Parties	Project Manager	Priority	High
Project Description	<p>The CWA proposes to address water quality issues in the North Fork Coquille River by working with landowners to improve riparian conditions. The CWA will make efforts to identify and work with landowners in the North Fork Coquille Watershed (NFCW) interested in improving riparian conditions primarily through planting, fencing, and noxious weed treatment. One focus noxious weed will be knotweed, and the CWA and partners are building momentum to address the non-native knotweed infestation within the NFCW, which contains Japanese knotweed and Giant knotweed known to hybridize.</p> <p>The CWA submitted a 319 ODEQ pre-proposal in early 2015 to conduct these activities: 1) Contact landowners and survey the mainstem of the NFCR to determine potential riparian projects and, 2) Map the current distribution of knotweed and create a map and database with potential fencing, planting, and noxious weed treatment project areas and known locations of knotweed. We are awaiting word on the pre-proposal.</p>	In Council Action Plan	Yes
Key Partners	BLM, ODEQ, Coos SWCD, Coos County Weed Board		
Limiting Factor(s)	Hydrograph/water quantity - Altered hydrology, Physical habitat quality - Altered quality of physical habitat, Water Quality -Altered physical, chemical, or biological water characteristics., Knowledge Gaps - Lack of Information		
Original Date	1/15/2015	% Complete	5-30% - Conceptual/ Planning/ Submitting Grant application
Challenges	We have wonderful support and enthusiasm from our partners and landowners for this project, so aside from funding for staff time, our biggest challenge may be the actual on-the-ground survey depending on weather and terrain.		
Opportunities	There will be many opportunities to interact with the public and discuss knotweed infestation & eradication, in fact, they have already begun. We have been receiving inquiries from landowners about weeds on their property, so the CWA and partners decided to concentrate on the North Fork Coquille River where there are the most cases being reported and observed. Although knotweed is also found in the East, Middle and South Forks, we will start on the North Fork in the 2015-17 biennium and then work our way through the whole system.		

Planned Deliverables	<p>1-Develop a landowner database for the North Fork Coquille River</p> <p>2-Conduct outreach, education, and host public meetings. Create an informational flyer to be mailed to landowners with riparian restoration and knotweed information</p> <p>3-Contact landowners and survey the mainstem of the NFCR to determine potential riparian projects and map the current distribution of knotweed</p> <p>4-Create a map and database with potential fencing, planting, and noxious weed treatment project areas and known locations of knotweed</p> <p>5-Develop a riparian restoration implementation strategy. By working with landowners the CWA hopes to develop a strategy to conduct riparian restoration including knotweed treatment. The CWA and partners will develop a strategic plan to eventually eradicate knotweed from the North Fork Coquille Watershed. Riparian restoration projects, including knotweed treatment, will likely take several years to implement and require continual treatment.</p>		
----------------------	---	--	--

Project Category: Planning			
Project Title	North Fork Instream Project Development	OWEB Grant #	
Responsible Parties	Project Manager	Priority	High
Project Description	<p>The CWA and partners have done an enormous amount of LWD and riparian work in the North Fork Coquille since 2008 due to its high priority for restoration on both public and private lands. Between 2008-2012, we placed 2,314 logs in 363 sites over 35 miles of the North Fork and its tributaries. They are known to provide important spawning and rearing habitat for coho & Chinook salmon, steelhead and resident cutthroat trout. To continue our whole-watershed restoration approach, we have begun discussions with our partners and plotting future project sites on 14 named and unnamed tributaries of the NFCR, including 3 HIP sites, on which we feel would be particularly beneficial and worth the time and effort to develop restoration projects.</p>	In Council Action Plan	Yes
Key Partners	BLM, ODFW, Coquille Indian Tribe, Plum Creek Timber, Campbell Global, Private Landowners		
Limiting Factor(s)	<p>Staff capacity development, Hydrograph/water quantity - Altered hydrology, Physical habitat quality - Altered quality of physical habitat, Water Quality - Altered physical, chemical, or biological water characteristics., Knowledge Gaps - Lack of Information</p>		
Original Date	1/15/2015	% Complete	5-30% - Conceptual/ Planning/ Submitting Grant application

Challenges	Once high priority projects have been determined, we feel positive that we will have enthusiastic landowners on board given that we have been working in the area for many years and well-known to most in the drainage, so our biggest challenge will be funding for staff time to develop the projects and write & submit grant applications.		
Opportunities	We have identified over 10 streams, including 3 high-priority tributaries, in need of LWD and/or culvert replacements, and projects developed there will bring us even to our whole-fork restoration. We have many opportunities to host site tours and field days due to the large amount of work we have done on the North Fork.		
Planned Deliverables	For the 2015-2017 biennium, we propose to develop 2-4 North Fork instream/riparian projects with multiple landowners and partners, and to submit those grant applications for funding to multiple agencies.		

Project Category: Planning			
Project Title	South Fork Instream & Riparian Project Development	OWEB Grant #	
Responsible Parties	Projects Coordinator	Priority	High
Project Description	The CWA, in cooperation with multiple stakeholders, developed an action plan for on-the-ground restoration on the South Fork Coquille River. Funding was used to develop a database of landowner contacts, establish a technical advisory committee, complete a geomorphic and hydrologic analysis and develop an action plan for restoration guidance. The completed South Fork Coquille Watershed Action Plan will be used to prioritize future projects that address excessive sedimentation and high temperatures which are limiting factors for Chinook, coho, and steelhead salmon.	In Council Action Plan	Yes
Key Partners	USFS, USFWS, BLM, OWEB, Plum Creek Timber, Private Landowners		
Limiting Factor(s)	Hydrograph/water quantity - Altered hydrology, Physical habitat quality - Altered quality of physical habitat, Water Quality -Altered physical, chemical, or biological water characteristics.		
Original Date	1/15/2015	% Complete	5-30% - Conceptual/ Planning/ Submitting Grant application
Challenges	Once high priority projects have been determined, we hope to have enthusiastic landowners on board, but we may see resistance for various reasons. We only work with willing landowners, so that may be a challenge, along with staff time to develop the projects and securing funding for implementation.		

Opportunities	The SF Action Plan provides the public with prioritized restoration activities within defined reaches of the SFCR, so the CWA and other natural resource conservation entities are now able to work with interested landowners to develop site specific designs for on-the-ground restoration projects.		
Planned Deliverables	For the 2015-2017 biennium, we propose to develop 3-5 South Fork instream/riparian projects with multiple landowners and partners, and to submit those grant applications for funding to multiple agencies.		

Project Category: Planning			
Project Title	East Fork Instream and Riparian Project Development	OWEB Grant #	
Responsible Parties	Coordinator/Executive Director	Priority	Medium
Project Description	The North Fork and East Fork merge approximately 6.5 miles above the confluence to the mainstem of the Coquille River. The land use in the East Fork sub-basins is primarily agriculture with the main uses being hay, timber, cattle and sheep production. The combined impacts of agricultural practices, past timber harvest practices, and the associated land management activities in the East Fork have degraded stream habitat conditions, so to continue our many years' of work on the East Fork Coquille River in a whole-fork restoration goal, we have begun discussions with federal agencies, timber companies and private landowners to develop projects along the East Fork and tributaries, namely Steel, Weekly and Hantz Creeks, prioritized for their water quality and quantity issues.	In Council Action Plan	Yes
Key Partners	BLM, Timber companies, Private landowners		
Limiting Factor(s)	Staff capacity development, Hydrograph/water quantity - Altered hydrology, Physical habitat quality - Altered quality of physical habitat, Water Quality - Altered physical, chemical, or biological water characteristics.		
Original Date	1/15/2015	% Complete	5-30% - Conceptual/ Planning/ Submitting Grant application
Challenges	Finding willing and enthusiastic landowners and funding for riparian projects. Reduction of LWD recruitment, lack of existing LWD instream due to stream cleaning, salvage and road construction, culvert installations that block fish passage, roads running parallel to the streams and disrupting system connections, and deciduous tree dominance in the riparian areas.		

Opportunities	Species that will benefit from the restoration activities are coho and Chinook salmon, winter steelhead and cutthroat trout. The improved riparian areas will also be utilized by many species of birds and wildlife, and working in this fork will increase the riparian shade canopy to reduce high summer stream temperatures, improve the filtering function of the riparian area to reduce bacteria contributions, and limit livestock contributions to streambank erosion and bacteria loading of the stream. These types of projects (riparian fencing and planting) enjoy much more positive outreach when there is an educational component attached, so we plan on holding Natural Resource Days with local students to take part in planting native species, removing invasive weeds and learning about the salmon life cycle.		
Planned Deliverables	For the 2015-2017 biennium, we propose to develop 1-3 East Fork instream/riparian projects with multiple landowners and partners, and to submit those grant applications for funding to multiple agencies.		

Project Category: Monitoring and Assessment			
Project Title	Invasive Weed Assessments for the East, South and Middle Forks	OWEB Grant #	
Responsible Parties	Project Manager	Priority	Low
Project Description	As landowners and the community start to recognize invasive weeds such as knotweed, we receive multiple calls each month on how to treat the most invasive and hard-to-eradicate weeds. We have a large amount of organic dairies in the watershed and spraying is not an option to some. We would like to assess each fork and map out known infestations so that plans can be made and projects developed to deal with the issues.	In Council Action Plan	Yes
Key Partners	ODEQ, Coos SWCD, NRCS, Coos County Weed Board		
Limiting Factor(s)	Staff capacity development, Hydrograph/water quantity - Altered hydrology, Physical habitat quality - Altered quality of physical habitat, Water Quality - Altered physical, chemical, or biological water characteristics., Knowledge Gaps - Lack of Information		
Original Date	1/15/2015	% Complete	5-30% - Conceptual/ Planning/ Submitting Grant application
Challenges	Funding, terrain, weather, wide breadth of scope.		
Opportunities	Landowner and community outreach and education, especially treatment and the use of herbicides.		
Planned Deliverables	As this is a low priority for the 2015-2017 biennium, we hope to get assessments on the three forks but need to find funding before deliverables can be proposed.		

Project Category: Monitoring and Assessment			
Project Title	Macroinvertebrate Monitoring Survey/Counts	OWEB Grant #	
Responsible Parties	Board Member	Priority	Medium
Project Description	Macroinvertebrates are an indicator species and can be very useful information to tell the story of before and after a restoration activity. The CWA Executive Council would like to get more education, a plan and a low cost system down that could be used on all projects so that we will have more effective monitoring results and can assess the success of our restoration and enhancement work.	In Council Action Plan	Yes
Key Partners	ODEQ, ODFW, USFWS, USFS, WRCA		
Limiting Factor(s)	Board skill development, Staff skill development, Training, Hydrograph/water quantity - Altered hydrology, Physical habitat quality - Altered quality of physical habitat, Water Quality -Altered physical, chemical, or biological water characteristics., Knowledge Gaps - Lack of Information, Access to training		
Original Date	1/15/2015	% Complete	5-30% - Conceptual/ Planning/ Submitting Grant application
Challenges	There is currently no staff time allocated to pursue these activities, so funding and access to training will be our biggest challenges. Although this is considered a "medium" priority, the reality of the lack of funding for equipment, training and time makes it less likely to occur.		
Opportunities	We have several projects in the works that would be a perfect fit for this activity and would provide us with data we usually don't have/get. Results would be informative and could possibly affect restoration programs and activities, and would present a broader picture of our work and its effectiveness.		
Planned Deliverables	As a medium priority we will be ready to take any opportunity for funding in the 2015-17 biennium, but it is hard to say this early what deliverables could be proposed. The best case scenario is that we seek and receive grant funding to purchase equipment, supplies and staff time for training.		

Project Category: Organizational Development and Management

Project Title	New CWA Website	OWEB Grant #	
Responsible Parties	Coordinator/Executive Director	Priority	High
Project Description	<p>Possibly the most important technological tool an organization can utilize to share and inform people about their work is a functioning and user-friendly website. A presence on the web is essential, and in 2003 the CWA was awarded a grant from the USFWS to build a website that informs, educates and serves as a resource for those interested in natural resource conservation in the Coquille Watershed, www.coquillewatershed.org.</p> <p>Although it performed well for many years, twelve years later the website now sits on a software platform that is outdated and inaccessible, with the only copy on a floppy disc, leaving us only the ability to make a few font changes and unable to upload important documents and post current information.</p>	In Council Action Plan	Yes
Key Partners	CWA Board and Council		
Limiting Factor(s)	Staff capacity development, Board capacity development, Training, Office infrastructure, Knowledge Gaps - Lack of Information, Access to training		
Original Date	1/15/2015	% Complete	5-30% - Conceptual/ Planning/ Submitting Grant application
Challenges	Funding, staff time and training.		
Opportunities	By operating as an umbrella group for natural resource conservation in the community, we can share, provide and distribute information from many sources and work as a liaison between landowners and governmental agencies in a non-governmental manner. We field a diverse amount of inquiries from the public about water quality, culvert and bridge replacements, landowner assistance, invasive species, fish and wildlife information and permitting each month, and many of these questions could be addressed directly on the website if we had the capability to monitor and update the site. The many opportunities that become available in areas such as contracted services and upcoming grants could also be posted regularly.		
Planned Deliverables	A new, informative and easy-to-manuever website so that we can share the news about our restoration projects, upload significant assessments and Action Plans for the public and serve as the clearinghouse of information for the community that we are meant to be. Preliminary work for a new website has been done, compiling data to be shared and documents to upload, and themes and photos will be decided on by the Executive Council and Board over the next 6 months. Bids from local web designers have been obtained. Once funding is secured we would be ready to start.		

Project Category: Community Engagement (outreach and education)

Project Title	CWA Community Outreach & Education	OWEB Grant #	
Responsible Parties	Coordinator/Executive Director	Priority	Medium
Project Description	<p>Rotary and Civic Group Presentations: The CWA enjoys positive relationships with local community groups and is regularly available to speak with them about the CWA's Restoration Programs and goals. These are ongoing Council activities and we appreciate the chance to interact with the community at every opportunity.</p> <p>Stream Trailer Presentations: The Coquille Watershed Steam Trailer is a fun teaching tool for all ages. The Trailer is available to all interested parties for their natural resource events, and travels around the area frequently to events such as Earth Day, Powers Kids Fish Derby, White Cedar Day, South Slough Natural Resource Day, Southwest Oregon Community College, Myrtle Creek Natural Resource Day and the Coos County Fair. It is a tactile representation of the watershed and lessons can be tailored to the appropriate age group. We hope to continue with the community outreach by attending these and other events in the new biennium.</p>	In Council Action Plan	Yes
Key Partners	CWA Council and Board		
Limiting Factor(s)	Staff capacity development, Board capacity development		
Original Date	1/15/2015	% Complete	Ongoing council activity
Challenges	Funding for staff time to attend educational events and present at community meetings is our biggest challenge. We usually have to prioritize which events we can participate in because we receive more invitations than the time we have.		
Opportunities	These events are huge opportunities and our best chance to interact with the public whether it be a Rotary Club meeting or attendance in the Natural Resource Pavilion at the Coos County Fair. We have the ability to talk with landowners about the work we do, visit a school with the trailer to talk about watershed functions and host public meetings on topics the community is interested in. To keep our mission goals as the umbrella group for restoration activities in the Coquille watershed, we can share, educate and inform the public about the watershed's health through these outreach activities, which both the staff and Council enjoy participating in.		
Planned Deliverables	6 public events in the 2015-2017 biennium, consisting of civic presentations, public meetings and stream trailer outings.		

Project Category: Planning			
Project Title	Mile Post 50 Fish Barrier	OWEB Grant #	
Responsible Parties	Volunteer	Priority	Low
Project Description	On Hwy 42 at Mile Post 50 there is a 10' spillover waterfall that is a complete barrier to fish passage to the habitat above it. The Council would like to explore options such as re-grading the slope to enable adult fish to pass.	In Council Action Plan	Yes
Key Partners	CWA Executive Council & Board		
Limiting Factor(s)	Hydrograph/water quantity - Altered hydrology, Physical habitat quality - Altered quality of physical habitat		
Original Date	1/15/2015	% Complete	5-30% - Conceptual/ Planning/ Submitting Grant application
Challenges	Funding and permitting may be challenges if this project was to move forward.		
Opportunities	Opening up miles of instream habitat that has been blocking access for many years.		
Planned Deliverables	A low priority, if this project were to come to fruition we would like to seek funding for engineering and topographic survey as a deliverable.		

Project Category: Monitoring and Assessment			
Project Title	Monitoring of Completed Projects	OWEB Grant #	
Responsible Parties	Project Manager	Priority	Medium
Project Description	The CWA currently has six OWEB projects and three non-OWEB projects in the monitoring cycle, including both instream and riparian projects. Yearly monitoring, status and progress reports are required.	In Council Action Plan	Yes
Key Partners	OWEB, Ecotrust, BLM		
Limiting Factor(s)	Hydrograph/water quantity - Altered hydrology, Physical habitat quality - Altered quality of physical habitat, Water Quality -Altered physical, chemical, or biological water characteristics.		
Original Date	1/15/2015	% Complete	95% - Maintenance/ Monitoring/ Education
Challenges	The weather is always a challenge for the reports due in the winter, so we have adjusted the times of year for site visits that are best for crew safety. We would like to see more funding for more intensive monitoring.		

Opportunities	Monitoring reveals how the project is succeeding, failing or needing maintenance, and we appreciate seeing how our projects are performing and where we can learn and adjust.		
Planned Deliverables	Yearly monitoring and progress reports submitted to OWEB, BLM and Ecotrust.		

Project Category: Planning			
Project Title	Gorse Assessment and Treatment	OWEB Grant #	
Responsible Parties	Coordinator/Executive Director	Priority	Emerging
Project Description	A Gorse Action Group has been formed by a coalition of natural resource and governmental agencies to study and map the invasive weed. The CWA hopes to partner with the Action Group and assist with assessment and treatment planning, depending on funding.	In Council Action Plan	Yes
Key Partners	WRCA, CoosWA, Curry & Coos Counties, CFPA, OSU Extension, Curry SWCD, Oregon State Parks		
Limiting Factor(s)	Staff capacity development, Physical habitat quality - Altered quality of physical habitat, Knowledge Gaps - Lack of Information		
Original Date	1/15/2015	% Complete	5-30% - Conceptual/ Planning/ Submitting Grant application
Challenges	There is currently no funding allotted for the CWA Staff to participate in the Gorse Action Group, so our challenge is to seek funding		
Opportunities	The Action Group is a wonderful alliance of groups concerned about the spread and treatment of gorse, a highly flammable invasive weed. The CWA would like to be involved in this new endeavor for staff education and public outreach.		
Planned Deliverables	Even though it is a "low" priority due to lack of funds, we would like to seek and secure funding either for staff time to participate or to help with treatment options.		

Project Category: Organizational Development and Management			
Project Title	Continuing Education and Training for CWA Staff	OWEB Grant #	
Responsible Parties	Board Member	Priority	High
Project Description	Continuing education and training for the CWA staff and Restoration Crew is of utmost importance to the Executive Council and Board. Design, regulatory, biological and safety issues are constantly being reviewed, updated and adapted and the CWA staff and crew need to be aware and on top of these issues through continuing education.	In Council Action Plan	Yes
Key Partners	CWA Executive Council and Board		
Limiting Factor(s)	Staff capacity development, Board skill development, Staff skill development, Training, Office infrastructure, Knowledge Gaps - Lack of Information, Access to training		
Original Date	1/15/2015	% Complete	Ongoing council activity
Challenges	Funding for training and education is virtually impossible to come by in grant situations and therefore is the responsibility of the Council and Board to raise funds to pay for staff and crew training.		
Opportunities	The opportunities for training are numerous but participation depends on funding.		
Planned Deliverables	The CWA attempts to send at least one staff member to a conference each year to learn and network, and has raised funds for Restoration Crew training in safety courses including Coast Guard Boating Safety and Flagging. In the best case scenario, these Deliverables would remain constant if not increased.		

WRCA Budget Template

Grantee Name: Coquille Watershed Association

Project Name: Coquille Watershed Action Plan 3.0

Project Dates: November 2015 - November 2017

Amount requested from WRCA at NVF: \$50,000

Project/Program funding expected from other sources: \$106,260

Total project budget: \$156,260



Proposed Project Budget	WRCA Budget 11/1/15-11/1/17	Total Project Budget 11/1/15-11/1/17
Salaries		
<i>CWA Director (includes taxes and benefits, \$50 hr/321 hrs)</i>	16,050	32,100
<i>CWA Program Manager (includes taxes and benefits, \$30 hr/153 hrs)</i>	4,600	9,200
<i>CWA Office Assistant (includes taxes and benefits, \$15 hr/60 hrs)</i>	900	1,800
<u>Subtotal Salaries</u>	<u>21,550</u>	<u>43,100</u>
Payroll Taxes & Employee Benefits		
Subgrants to other organizations		
	0	0
<u>Subtotal subgrants</u>	<u>0</u>	<u>0</u>
Travel, Conferences & Meetings		
<i>Travel - CWA staff (382 miles @ .575)</i>	220	440
<i>Travel - Facilitator, Consultants (400 miles @ .575)</i>	230	460
<i>Technical Advisory Group Travel</i>	0	2,760
<u>Subtotal travel conferences and meetings</u>	<u>450</u>	<u>3,660</u>
Rent, utilities and communication costs		
<i>Production Costs - CD's, printing, mailing</i>	500	1,000
<u>Subtotal rent, utilities and communication costs</u>	<u>500</u>	<u>1,000</u>
Other Professional Services		
<i>Environmental Consulting/Technical Writer - Facilitator</i>	25,000	50,000
<i>Survey and GIS Consulting</i>	2,500	5,000
<i>Technical Advisory Group services</i>	0	51,000
<u>Subtotal other professional services</u>	<u>27,500</u>	<u>106,000</u>
Overhead (1)	<u>0</u>	<u>2,500</u>
Total Project/Program Budget (total should tie to total funding above)	50,000	156,260

IRS Defined Grassroots Lobbying Expenses (2)

	0	0
IRS Defined Direct Lobbying Expenses (2)	0	0

Additional Instructions:

(1) Please explain overhead calculation in the proposal narrative.

(2) Lobbying Costs are defined in (a) below. If the Lobbying row of the financial report contains any amount other than 0, please provide details in the narrative.

(a) for federal purposes, lobbying means carrying on propaganda, or otherwise attempting to influence legislation as defined by Internal Revenue Code Sections 501(h), 4945(d)(1) and 4945(e) and related regulations. Please note that federally-defined lobbying is permitted to public charities to a limited extent.

ADVANCED BUSINESS SERVICES, INC.
845 N CENTRAL
COQUILLE, OR 97423
(541) 396-6405
abs.taxes@yahoo.com

October 20, 2014

COQUILLE WATER SHED ASSOCIATION
223 N. ALDER STREET, D
COQUILLE, OR 97423

Dear Client,

Enclosed is the 2013 U.S. Form 990, Return of Organization Exempt from Income Tax, for COQUILLE WATER SHED ASSOCIATION for the tax year ending June 30, 2014.

Your 2013 U.S. Form 990, Return of Organization Exempt from Income Tax, return has been electronically filed.

We very much appreciate the opportunity to serve you. If you have any questions regarding this return, please do not hesitate to call.

Sincerely,

Toni L. Heritz - EA 83320

ADVANCED BUSINESS SERVICES, INC.
845 N CENTRAL
COQUILLE, OR 97423
(541) 396-6405
abs.taxes@yahoo.com

October 20, 2014

COQUILLE WATER SHED ASSOCIATION
223 N. ALDER STREET, D
COQUILLE, OR 97423

Statement of Charges for Services Rendered:

Tax Preparation Fees:

Tax return preparation fee	\$	1,800.00
Total fee	\$	1,800.00

Return of Organization Exempt From Income Tax
 Under section 501(c), 527, or 4947(a)(1) of the Internal Revenue Code (except private foundations)
 ▶ Do not enter Social Security numbers on this form as it may be made public.
 ▶ Information about Form 990 and its instructions is at www.irs.gov/form990.

2013

Open to Public Inspection

Department of the Treasury
Internal Revenue Service

A For the 2013 calendar year, or tax year beginning Jul 1, 2013, and ending Jun 30, 2014

B Check if applicable: <input type="checkbox"/> Address change <input type="checkbox"/> Name change <input type="checkbox"/> Initial return <input type="checkbox"/> Terminated <input type="checkbox"/> Amended return <input type="checkbox"/> Application pending	C Name of organization <u>COQUILLE WATER SHED ASSOCIATION</u>		D Employer Identification Number <u>93-1171301</u>
	Doing Business As		E Telephone number <u>(541) 396-2541</u>
	Number and street (or P.O. box if mail is not delivered to street address) Room/suite <u>223 N. ALDER STREET</u> <u>D</u>		G Gross receipts \$ <u>427,270.</u>
	City or town, state or province, country, and ZIP or foreign postal code <u>COQUILLE OR 97423</u>		H(a) Is this a group return for subordinates? <input type="checkbox"/> Yes <input checked="" type="checkbox"/> No H(b) Are all subordinates included? <input type="checkbox"/> Yes <input type="checkbox"/> No If 'No,' attach a list. (see instructions)
F Name and address of principal officer: <u>KELLY MILES 55153 PICTURE VALLEY RD COQUILLE OR 97423</u>		H(c) Group exemption number ▶	
I Tax-exempt status <input checked="" type="checkbox"/> 501(c)(3) <input type="checkbox"/> 501(c) () (insert no.) <input type="checkbox"/> 4947(a)(1) or <input type="checkbox"/> 527			
J Website: ▶ <u>N/A</u>			
K Form of organization: <input checked="" type="checkbox"/> Corporation <input type="checkbox"/> Trust <input type="checkbox"/> Association <input type="checkbox"/> Other ▶		L Year of formation: <u>1995</u>	M State of legal domicile: <u>OR</u>

Part I Summary

Activities & Governance	1 Briefly describe the organization's mission or most significant activities: <u>PROVIDE AN ORGANIZED FRAMEWORD TO COORDINATE THE THE ASSESSMENT OF THE WATERSHEDS CONDITIONS, IMPLEMENT AND MONITOR PROVEN MANAGEMENT PRACTICES THAT ARE DESIGNED TO SUPPORT ENVIRONMENTAL INTEGRITY AND ECONOMIC STABILITY FOR THE COMMUNITITES OF COQUILLE WATERSHED AND ADJACENT AREAS.</u>		
	2 Check this box <input type="checkbox"/> if the organization discontinued its operations or disposed of more than 25% of its net assets.		
	3 Number of voting members of the governing body (Part VI, line 1a)	3	20
	4 Number of independent voting members of the governing body (Part VI, line 1b)	4	20
	5 Total number of individuals employed in calendar year 2013 (Part V, line 2a)	5	13
	6 Total number of volunteers (estimate if necessary)	6	47
	7a Total unrelated business revenue from Part VIII, column (C), line 12	7a	0.
b Net unrelated business taxable income from Form 990-T, line 34	7b		
Revenue	8 Contributions and grants (Part VIII, line 1h)	Prior Year 410,349.	Current Year 358,787.
	9 Program service revenue (Part VIII, line 2g)	7,153.	68,481.
	10 Investment income (Part VIII, column (A), lines 3, 4, and 7d)	2.	2.
	11 Other revenue (Part VIII, column (A), lines 5, 6d, 8c, 9c, 10c, and 11e)		
	12 Total revenue — add lines 8 through 11 (must equal Part VIII, column (A), line 12)	417,504.	427,270.
	Expenses	13 Grants and similar amounts paid (Part IX, column (A), lines 1-3)	
14 Benefits paid to or for members (Part IX, column (A), line 4)			
15 Salaries, other compensation, employee benefits (Part IX, column (A), lines 5-10)		208,649.	185,016.
16a Professional fundraising fees (Part IX, column (A), line 11e)			
b Total fundraising expenses (Part IX, column (D), line 25) ▶ <u>0.</u>			
17 Other expenses (Part IX, column (A), lines 11a-11d, 11f-24e)		250,806.	233,144.
18 Total expenses. Add lines 13-17 (must equal Part IX, column (A), line 25)	459,455.	418,160.	
19 Revenue less expenses. Subtract line 18 from line 12	-41,951.	9,110.	
Net Assets or Fund Balances	20 Total assets (Part X, line 16)	Beginning of Current Year 13,785.	End of Year 15,694.
	21 Total liabilities (Part X, line 26)	37,007.	29,806.
	22 Net assets or fund balances. Subtract line 21 from line 20	-23,222.	-14,112.

Part II Signature Block

Under penalties of perjury, I declare that I have examined this return, including accompanying schedules and statements, and to the best of my knowledge and belief, it is true, correct, and complete. Declaration of preparer (other than officer) is based on all information of which preparer has any knowledge.

Sign Here	Signature of officer	<u>10/17/14</u>			
	Date				
	<u>KELLY MILES</u>	<u>DIRECTOR</u>			
	Type or print name and title.				
Paid Preparer Use Only	Print/Type preparer's name	Preparer's signature	Date	Check <input type="checkbox"/> if self-employed	PTIN
	<u>Toni L. Heritz - EA 83320</u>	<u>Toni L. Heritz - EA 83320</u>	<u>10/20/14</u>	<input type="checkbox"/>	<u>P00079909</u>
	Firm's name	Firm's EIN ▶ <u>75-3118270</u>		Phone no. <u>(541) 396-6405</u>	
	Firm's address	<u>845 N CENTRAL COQUILLE OR 97423</u>			

May the IRS discuss this return with the preparer shown above? (see instructions) Yes No

Part III Statement of Program Service Accomplishments

Check if Schedule O contains a response or note to any line in this Part III

1 Briefly describe the organization's mission:

PROVIDE AN ORGANIZED FRAMEWORK TO COORDINATE THE THE ASSESSMENT OF THE WATERSHEDS CONDITIONS, IMPLEMENT AND MONITOR PROVEN MANAGEMENT See Form 990, Page 2, Part III, Line 1 (continued)

2 Did the organization undertake any significant program services during the year which were not listed on the prior Form 990 or 990-EZ?

Yes No

If 'Yes,' describe these new services on Schedule O.

3 Did the organization cease conducting, or make significant changes in how it conducts, any program services?

Yes No

If 'Yes,' describe these changes on Schedule O.

4 Describe the organization's program service accomplishments for each of its three largest program services, as measured by expenses. Section 501(c)(3) and 501(c)(4) organizations and section 4947(a)(1) trusts are required to report the amount of grants and allocations to others, the total expenses, and revenue, if any, for each program service reported.

4 a (Code:) (Expenses \$ 22,281. including grants of \$ 22,281.) (Revenue \$ 22,281.) VARIOUS FEDERAL GRANTS

4 b (Code:) (Expenses \$ 217,808. including grants of \$ 217,808.) (Revenue \$ 217,808.) VARIOUS STATE GRANTS

4 c (Code:) (Expenses \$ 115,244. including grants of \$ 115,375.) (Revenue \$ 118,698.) VARIOUS

4 d Other program services. (Describe in Schedule O.)

(Expenses \$ including grants of \$) (Revenue \$)

4 e Total program service expenses 355,333.

Part IV Checklist of Required Schedules

		Yes	No
1	Is the organization described in section 501(c)(3) or 4947(a)(1) (other than a private foundation)? If 'Yes,' complete Schedule A	X	
2	Is the organization required to complete Schedule B, Schedule of Contributors (see instructions)?		X
3	Did the organization engage in direct or indirect political campaign activities on behalf of or in opposition to candidates for public office? If 'Yes,' complete Schedule C, Part I		X
4	Section 501(c)(3) organizations. Did the organization engage in lobbying activities, or have a section 501(h) election in effect during the tax year? If 'Yes,' complete Schedule C, Part II		X
5	Is the organization a section 501(c)(4), 501(c)(5), or 501(c)(6) organization that receives membership dues, assessments, or similar amounts as defined in Revenue Procedure 98-19? If 'Yes,' complete Schedule C, Part III		X
6	Did the organization maintain any donor advised funds or any similar funds or accounts for which donors have the right to provide advice on the distribution or investment of amounts in such funds or accounts? If 'Yes,' complete Schedule D, Part I		X
7	Did the organization receive or hold a conservation easement, including easements to preserve open space, the environment, historic land areas, or historic structures? If 'Yes,' complete Schedule D, Part II		X
8	Did the organization maintain collections of works of art, historical treasures, or other similar assets? If 'Yes,' complete Schedule D, Part III		X
9	Did the organization report an amount in Part X, line 21, for escrow or custodial account liability; serve as a custodian for amounts not listed in Part X; or provide credit counseling, debt management, credit repair, or debt negotiation services? If 'Yes,' complete Schedule D, Part IV		X
10	Did the organization, directly or through a related organization, hold assets in temporarily restricted endowments, permanent endowments, or quasi-endowments? If 'Yes,' complete Schedule D, Part V		X
11	If the organization's answer to any of the following questions is 'Yes,' then complete Schedule D, Parts VI, VII, VIII, IX, or X as applicable.		
a	Did the organization report an amount for land, buildings and equipment in Part X, line 10? If 'Yes,' complete Schedule D, Part VI	X	
b	Did the organization report an amount for investments — other securities in Part X, line 12 that is 5% or more of its total assets reported in Part X, line 16? If 'Yes,' complete Schedule D, Part VII		X
c	Did the organization report an amount for investments — program related in Part X, line 13 that is 5% or more of its total assets reported in Part X, line 16? If 'Yes,' complete Schedule D, Part VIII		X
d	Did the organization report an amount for other assets in Part X, line 15 that is 5% or more of its total assets reported in Part X, line 16? If 'Yes,' complete Schedule D, Part IX		X
e	Did the organization report an amount for other liabilities in Part X, line 25? If 'Yes,' complete Schedule D, Part X		X
f	Did the organization's separate or consolidated financial statements for the tax year include a footnote that addresses the organization's liability for uncertain tax positions under FIN 48 (ASC 740)? If 'Yes,' complete Schedule D, Part X		X
12a	Did the organization obtain separate, independent audited financial statements for the tax year? If 'Yes,' complete Schedule D, Parts XI, and XII		X
b	Was the organization included in consolidated, independent audited financial statements for the tax year? If 'Yes,' and if the organization answered 'No' to line 12a, then completing Schedule D, Parts XI and XII is optional		X
13	Is the organization a school described in section 170(b)(1)(A)(ii)? If 'Yes,' complete Schedule E		X
14a	Did the organization maintain an office, employees, or agents outside of the United States?		X
b	Did the organization have aggregate revenues or expenses of more than \$10,000 from grantmaking, fundraising, business, investment, and program service activities outside the United States, or aggregate foreign investments valued at \$100,000 or more? If 'Yes,' complete Schedule F, Parts I and IV		X
15	Did the organization report on Part IX, column (A), line 3, more than \$5,000 of grants or other assistance to or for any foreign organization? If 'Yes,' complete Schedule F, Parts II and IV		X
16	Did the organization report on Part IX, column (A), line 3, more than \$5,000 of aggregate grants or other assistance to or for foreign individuals? If 'Yes,' complete Schedule F, Parts III and IV		X
17	Did the organization report a total of more than \$15,000 of expenses for professional fundraising services on Part IX, column (A), lines 6 and 11e? If 'Yes,' complete Schedule G, Part I (see instructions)		X
18	Did the organization report more than \$15,000 total of fundraising event gross income and contributions on Part VIII, lines 1c and 8a? If 'Yes,' complete Schedule G, Part II		X
19	Did the organization report more than \$15,000 of gross income from gaming activities on Part VIII, line 9a? If 'Yes,' complete Schedule G, Part III		X
20a	Did the organization operate one or more hospital facilities? If 'Yes,' complete Schedule H		X
b	If 'Yes' to line 20a, did the organization attach a copy of its audited financial statements to this return?		

Part IV Checklist of Required Schedules (continued)

	Yes	No
21 Did the organization report more than \$5,000 of grants or other assistance to any domestic organizations or government on Part IX, column (A), line 1? <i>If 'Yes,' complete Schedule I, Parts I and II</i>		X
22 Did the organization report more than \$5,000 of grants or other assistance to individuals in the United States on Part IX, column (A), line 2? <i>If 'Yes,' complete Schedule I, Parts I and III</i>		X
23 Did the organization answer 'Yes' to Part VII, Section A, line 3, 4, or 5 about compensation of the organization's current and former officers, directors, trustees, key employees, and highest compensated employees? <i>If 'Yes,' complete Schedule J</i>		X
24 a Did the organization have a tax-exempt bond issue with an outstanding principal amount of more than \$100,000 as of the last day of the year, that was issued after December 31, 2002? <i>If 'Yes,' answer lines 24b through 24d and complete Schedule K. If 'No,' go to line 25a</i>		X
b Did the organization invest any proceeds of tax-exempt bonds beyond a temporary period exception?		
c Did the organization maintain an escrow account other than a refunding escrow at any time during the year to defease any tax-exempt bonds?		
d Did the organization act as an 'on behalf of' issuer for bonds outstanding at any time during the year?		
25 a Section 501(c)(3) and 501(c)(4) organizations. Did the organization engage in an excess benefit transaction with a disqualified person during the year? <i>If 'Yes,' complete Schedule L, Part I</i>		X
b Is the organization aware that it engaged in an excess benefit transaction with a disqualified person in a prior year, and that the transaction has not been reported on any of the organization's prior Forms 990 or 990-EZ? <i>If 'Yes,' complete Schedule L, Part I</i>		X
26 Did the organization report any amount on Part X, line 5, 6, or 22 for receivables from or payables to any current or former officers, directors, trustees, key employees, highest compensated employees, or disqualified persons? <i>If so, complete Schedule L, Part II</i>		X
27 Did the organization provide a grant or other assistance to an officer, director, trustee, key employee, substantial contributor or employee thereof, a grant selection committee member, or to a 35% controlled entity or family member of any of these persons? <i>If 'Yes,' complete Schedule L, Part III</i>		X
28 Was the organization a party to a business transaction with one of the following parties (see Schedule L, Part IV instructions for applicable filing thresholds, conditions, and exceptions):		
a A current or former officer, director, trustee, or key employee? <i>If 'Yes,' complete Schedule L, Part IV</i>		X
b A family member of a current or former officer, director, trustee, or key employee? <i>If 'Yes,' complete Schedule L, Part IV</i>		X
c An entity of which a current or former officer, director, trustee, or key employee (or a family member thereof) was an officer, director, trustee, or direct or indirect owner? <i>If 'Yes,' complete Schedule L, Part IV</i>		X
29 Did the organization receive more than \$25,000 in non-cash contributions? <i>If 'Yes,' complete Schedule M</i>		X
30 Did the organization receive contributions of art, historical treasures, or other similar assets, or qualified conservation contributions? <i>If 'Yes,' complete Schedule M</i>		X
31 Did the organization liquidate, terminate, or dissolve and cease operations? <i>If 'Yes,' complete Schedule N, Part I</i>		X
32 Did the organization sell, exchange, dispose of, or transfer more than 25% of its net assets? <i>If 'Yes,' complete Schedule N, Part II</i>		X
33 Did the organization own 100% of an entity disregarded as separate from the organization under Regulations sections 301.7701-2 and 301.7701-3? <i>If 'Yes,' complete Schedule R, Part I</i>		X
34 Was the organization related to any tax-exempt or taxable entity? <i>If 'Yes,' complete Schedule R, Parts II, III, IV, and V, line 1</i>		X
35 a Did the organization have a controlled entity within the meaning of section 512(b)(13)?		X
b If 'Yes' to line 35a, did the organization receive any payment from or engage in any transaction with a controlled entity within the meaning of section 512(b)(13)? <i>If 'Yes,' complete Schedule R, Part V, line 2</i>		X
36 Section 501(c)(3) organizations. Did the organization make any transfers to an exempt non-charitable related organization? <i>If 'Yes,' complete Schedule R, Part V, line 2</i>		X
37 Did the organization conduct more than 5% of its activities through an entity that is not a related organization and that is treated as a partnership for federal income tax purposes? <i>If 'Yes,' complete Schedule R, Part VI</i>		X
38 Did the organization complete Schedule O and provide explanations in Schedule O for Part VI, lines 11b and 19? Note. All Form 990 filers are required to complete Schedule O	X	

BAA

Part V Statements Regarding Other IRS Filings and Tax Compliance

Check if Schedule O contains a response or note to any line in this Part V

		Yes	No
1 a	Enter the number reported in Box 3 of Form 1096. Enter -0- if not applicable 1 a 6		
1 b	Enter the number of Forms W-2G included in line 1a. Enter -0- if not applicable 1 b 0		
1 c	Did the organization comply with backup withholding rules for reportable payments to vendors and reportable gaming (gambling) winnings to prize winners? 1 c	X	
2 a	Enter the number of employees reported on Form W-3, Transmittal of Wage and Tax Statements, filed for the calendar year ending with or within the year covered by this return 2 a 13		
2 b	If at least one is reported on line 2a, did the organization file all required federal employment tax returns? 2 b	X	
Note. If the sum of lines 1a and 2a is greater than 250, you may be required to e-file (see instructions)			
3 a	Did the organization have unrelated business gross income of \$1,000 or more during the year? 3 a		X
3 b	If 'Yes' has it filed a Form 990-T for this year? If 'No' to line 3b, provide an explanation in Schedule O 3 b		
4 a	At any time during the calendar year, did the organization have an interest in, or a signature or other authority over, a financial account in a foreign country (such as a bank account, securities account, or other financial account)? 4 a		X
4 b	If 'Yes,' enter the name of the foreign country: See instructions for filing requirements for Form TD F 90-22.1, Report of Foreign Bank and Financial Accounts.		
5 a	Was the organization a party to a prohibited tax shelter transaction at any time during the tax year? 5 a		X
5 b	Did any taxable party notify the organization that it was or is a party to a prohibited tax shelter transaction? 5 b		X
5 c	If 'Yes,' to line 5a or 5b, did the organization file Form 8886-T? 5 c		
6 a	Does the organization have annual gross receipts that are normally greater than \$100,000, and did the organization solicit any contributions that were not tax deductible as charitable contributions? 6 a		X
6 b	If 'Yes,' did the organization include with every solicitation an express statement that such contributions or gifts were not tax deductible? 6 b		
7	Organizations that may receive deductible contributions under section 170(c).		
7 a	Did the organization receive a payment in excess of \$75 made partly as a contribution and partly for goods and services provided to the payor? 7 a		X
7 b	If 'Yes,' did the organization notify the donor of the value of the goods or services provided? 7 b		
7 c	Did the organization sell, exchange, or otherwise dispose of tangible personal property for which it was required to file Form 8282? 7 c		X
7 d	If 'Yes,' indicate the number of Forms 8282 filed during the year 7 d		
7 e	Did the organization receive any funds, directly or indirectly, to pay premiums on a personal benefit contract? 7 e		X
7 f	Did the organization, during the year, pay premiums, directly or indirectly, on a personal benefit contract? 7 f		X
7 g	If the organization received a contribution of qualified intellectual property, did the organization file Form 8899 as required? 7 g		
7 h	If the organization received a contribution of cars, boats, airplanes, or other vehicles, did the organization file a Form 1098-C? 7 h		
8	Sponsoring organizations maintaining donor advised funds and section 509(a)(3) supporting organizations. Did the supporting organization, or a donor advised fund maintained by a sponsoring organization, have excess business holdings at any time during the year? 8		
9	Sponsoring organizations maintaining donor advised funds.		
9 a	Did the organization make any taxable distributions under section 4966? 9 a		
9 b	Did the organization make a distribution to a donor, donor advisor, or related person? 9 b		
10	Section 501(c)(7) organizations. Enter:		
10 a	Initiation fees and capital contributions included on Part VIII, line 12. 10 a		
10 b	Gross receipts, included on Form 990, Part VIII, line 12, for public use of club facilities 10 b		
11	Section 501(c)(12) organizations. Enter:		
11 a	Gross income from members or shareholders. 11 a		
11 b	Gross income from other sources (Do not net amounts due or paid to other sources against amounts due or received from them.) 11 b		
12 a	Section 4947(a)(1) non-exempt charitable trusts. Is the organization filing Form 990 in lieu of Form 1041? 12 a		
12 b	If 'Yes,' enter the amount of tax-exempt interest received or accrued during the year 12 b		
13	Section 501(c)(29) qualified nonprofit health insurance issuers.		
13 a	Is the organization licensed to issue qualified health plans in more than one state? 13 a		
Note. See the instructions for additional information the organization must report on Schedule O.			
13 b	Enter the amount of reserves the organization is required to maintain by the states in which the organization is licensed to issue qualified health plans 13 b		
13 c	Enter the amount of reserves on hand 13 c		
14 a	Did the organization receive any payments for indoor tanning services during the tax year? 14 a		X
14 b	If 'Yes,' has it filed a Form 720 to report these payments? If 'No,' provide an explanation in Schedule O 14 b		

Part VI Governance, Management and Disclosure For each 'Yes' response to lines 2 through 7b below, and for a 'No' response to line 8a, 8b, or 10b below, describe the circumstances, processes, or changes in Schedule O. See instructions.

Check if Schedule O contains a response or note to any line in this Part VI. [X]

Section A. Governing Body and Management

Table with 3 columns: Question, Yes, No. Rows include: 1a Enter the number of voting members... 20; 1b Enter the number of voting members included in line 1a... 20; 2 Did any officer, director, trustee, or key employee have a family relationship...; 3 Did the organization delegate control over management duties...; 4 Did the organization make any significant changes to its governing documents...; 5 Did the organization become aware during the year of a significant diversion of the organization's assets...; 6 Did the organization have members or stockholders...; 7a Did the organization have members, stockholders, or other persons who had the power to elect or appoint one or more members of the governing body...; 7b Are any governance decisions of the organization reserved to (or subject to approval by) members, stockholders, or other persons other than the governing body...; 8 Did the organization contemporaneously document the meetings held or written actions undertaken during the year by the following: a The governing body? b Each committee with authority to act on behalf of the governing body?; 9 Is there any officer, director, trustee, or key employee listed in Part VII, Section A, who cannot be reached at the organization's mailing address? If 'Yes,' provide the names and addresses in Schedule O.

Section B. Policies (This Section B requests information about policies not required by the Internal Revenue Code.)

Table with 3 columns: Question, Yes, No. Rows include: 10a Did the organization have local chapters, branches, or affiliates?; 10b If 'Yes,' did the organization have written policies and procedures governing the activities of such chapters, affiliates, and branches to ensure their operations are consistent with the organization's exempt purposes?; 11a Has the organization provided a complete copy of this Form 990 to all members of its governing body before filing the form?; 11b Describe in Schedule O the process, if any, used by the organization to review this Form 990.; 12a Did the organization have a written conflict of interest policy? If 'No,' go to line 13.; 12b Were officers, directors, or trustees, and key employees required to disclose annually interests that could give rise to conflicts?; 12c Did the organization regularly and consistently monitor and enforce compliance with the policy? If 'Yes,' describe in Schedule O how this was done.; 13 Did the organization have a written whistleblower policy?; 14 Did the organization have a written document retention and destruction policy?; 15 Did the process for determining compensation of the following persons include a review and approval by independent persons, comparability data, and contemporaneous substantiation of the deliberation and decision? a The organization's CEO, Executive Director, or top management official; b Other officers of key employees of the organization. If 'Yes' to line 15a or 15b, describe the process in Schedule O. (See instructions.); 16a Did the organization invest in, contribute assets to, or participate in a joint venture or similar arrangement with a taxable entity during the year?; 16b If 'Yes,' did the organization follow a written policy or procedure requiring the organization to evaluate its participation in joint venture arrangements under applicable federal tax law, and taken steps to safeguard the organization's exempt status with respect to such arrangements?.

Section C. Disclosure

- 17 List the states with which a copy of this Form 990 is required to be filed Oregon
18 Section 6104 requires an organization to make its Forms 1023 (or 1024 if applicable), 990, and 990-T (501(c)(3)s only) available for public inspection. Indicate how you make these available. Check all that apply.
[] Own website [] Another's website [X] Upon request [] Other (explain in Schedule O)
19 Describe in Schedule O whether (and if so, how) the organization makes its governing documents, conflict of interest policy, and financial statements available to the public during the tax year.
20 State the name, physical address, and telephone number of the person who possesses the books and records of the organization:

COQUILLE WATER SHED 55153 PICTURE VALLEY ROAD COQUILLE OR 97423 (541) 572-2541

Part VII Compensation of Officers, Directors, Trustees, Key Employees, Highest Compensated Employees, and Independent Contractors

Check if Schedule O contains a response or note to any line in this Part VII

Section A. Officers, Directors, Trustees, Key Employees, and Highest Compensated Employees

1 a Complete this table for all persons required to be listed. Report compensation for the calendar year ending with or within the organization's tax year.

- List all of the organization's **current** officers, directors, trustees (whether individuals or organizations), regardless of amount of compensation. Enter -0- in columns (D), (E), and (F) if no compensation was paid.
- List all of the organization's **current** key employees, if any. See instructions for definition of 'key employee.'
- List the organization's five **current** highest compensated employees (other than an officer, director, trustee, or key employee) who received reportable compensation (Box 5 of Form W-2 and/or Box 7 of Form 1099-MISC) of more than \$100,000 from the organization and any related organizations.
- List all of the organization's **former** officers, key employees, and highest compensated employees who received more than \$100,000 of reportable compensation from the organization and any related organizations.
- List all of the organization's **former directors or trustees** that received, in the capacity as a former director or trustee of the organization, more than \$10,000 of reportable compensation from the organization and any related organizations.

List persons in the following order: individual trustees or directors; institutional trustees; officers; key employees; highest compensated employees; and former such persons.

Check this box if neither the organization nor any related organization compensated any current officer, director, or trustee.

(A) Name and Title	(B) Average hours per week (list any hours for related organizations below dotted line)	(C) Position (do not check more than one box, unless person is both an officer and a director/trustee)						(D) Reportable compensation from the organization (W-2/1099-MISC)	(E) Reportable compensation from related organizations (W-2/1099-MISC)	(F) Estimated amount of other compensation from the organization and related organizations
		Individual trustee or director	Institutional trustee	Officer	Key employee	Highest compensated employee	Former			
(1) KELLY MILES DIRECTOR	40.00	X		X			48,140.	0.	0.	
(2) ERNIE NEWTON PRESIDENT	1.00			X			0.	0.	0.	
(3) CASSIE BOUSKA TREASURER	1.00			X			0.	0.	0.	
(4) JOHN JONES SECRETARY	1.00			X			0.	0.	0.	
(5) JULIE HUFF VICE PRESIDENT	1.00			X			0.	0.	0.	
(6)										
(7)										
(8)										
(9)										
(10)										
(11)										
(12)										
(13)										
(14)										

Part VII Section A. Officers, Directors, Trustees, Key Employees, and Highest Compensated Employees (continued)

(A) Name and title	(B) Average hours per week (list any hours for related organizations below dotted line)	(C) Position (do not check more than one box, unless person is both an officer and a director/trustee)					(D) Reportable compensation from the organization (W-2/1099-MISC)	(E) Reportable compensation from related organizations (W-2/1099-MISC)	(F) Estimated amount of other compensation from the organization and related organizations
		Individual trustee or director	Institutional trustee	Officer	Key employee	Highest compensated employee			
(15) -----									
(16) -----									
(17) -----									
(18) -----									
(19) -----									
(20) -----									
(21) -----									
(22) -----									
(23) -----									
(24) -----									
(25) -----									
1 b Sub-total						48,140.	0.	0.	
c Total from continuation sheets to Part VII, Section A									
d Total (add lines 1b and 1c)						48,140.	0.	0.	
2 Total number of individuals (including but not limited to those listed above) who received more than \$100,000 of reportable compensation from the organization ▶									

	Yes	No
3 Did the organization list any former officer, director, or trustee, key employee, or highest compensated employee on line 1a? <i>If 'Yes,' complete Schedule J for such individual</i>	3	X
4 For any individual listed on line 1a, is the sum of reportable compensation and other compensation from the organization and related organizations greater than \$150,000? <i>If 'Yes' complete Schedule J for such individual</i>	4	X
5 Did any person listed on line 1a receive or accrue compensation from any unrelated organization or individual for services rendered to the organization? <i>If 'Yes,' complete Schedule J for such person</i>	5	X

Section B. Independent Contractors

1 Complete this table for your five highest compensated independent contractors that received more than \$100,000 of compensation from the organization. Report compensation for the calendar year ending with or within the organization's tax year.

(A) Name and business address	(B) Description of services	(C) Compensation

2 Total number of independent contractors (including but not limited to those listed above) who received more than \$100,000 of compensation from the organization ▶

Part VIII Statement of Revenue

Check if Schedule O contains a response or note to any line in this Part VIII

		(A) Total revenue	(B) Related or exempt function revenue	(C) Unrelated business revenue	(D) Revenue excluded from tax under sections 512-514	
CONTRIBUTIONS, GIFTS, GRANTS AND OTHER SIMILAR AMOUNTS	1 a Federated campaigns	1 a				
	b Membership dues	1 b				
	c Fundraising events	1 c				
	d Related organizations	1 d				
	e Government grants (contributions) . .	1 e 240,089.				
	f All other contributions, gifts, grants, and similar amounts not included above . .	1 f 118,698.				
	g Noncash contributions included in lines 1a-1f: \$					
	h Total. Add lines 1a-1f ▶		358,787.			
PROGRAM SERVICE REVENUE	2 a PROJECT CONTRACTS		Business Code			
		110000	60,000.	60,000.	0.	0.
	b MISCELLANEOUS INCOME	110000	8,481.	8,481.	0.	0.
	c _____					
	d _____					
	e _____					
	f All other program service revenue . . .					
g Total. Add lines 2a-2f ▶		68,481.				
OTHER REVENUE	3 Investment income (including dividends, interest and other similar amounts) ▶		2.	2.	0.	0.
	4 Income from investment of tax-exempt bond proceeds . . . ▶					
	5 Royalties ▶					
	6 a Gross rents	(i) Real	(ii) Personal			
		b Less: rental expenses				
		c Rental income or (loss) . .				
		d Net rental income or (loss) ▶				
	7 a Gross amount from sales of assets other than inventory	(i) Securities	(ii) Other			
		b Less: cost or other basis and sales expenses				
		c Gain or (loss)				
		d Net gain or (loss) ▶				
	8 a Gross income from fundraising events (not including . . \$ _____ of contributions reported on line 1c). See Part IV, line 18.	a				
		b Less: direct expenses	b			
		c Net income or (loss) from fundraising events ▶				
	9 a Gross income from gaming activities. See Part IV, line 19.	a				
b Less: direct expenses		b				
c Net income or (loss) from gaming activities ▶						
10 a Gross sales of inventory, less returns and allowances	a					
	b Less: cost of goods sold	b				
	c Net income or (loss) from sales of inventory ▶					
11 a _____		Business Code				
b _____						
c _____						
d All other revenue						
e Total. Add lines 11a-11d ▶						
12 Total revenue. See instructions ▶		427,270.	68,483.	0.	0.	

Part IX Statement of Functional Expenses

Section 501(c)(3) and 501(c)(4) organizations must complete all columns. All other organizations must complete column (A).

Check if Schedule O contains a response or note to any line in this Part IX

Do not include amounts reported on lines 6b, 7b, 8b, 9b, and 10b of Part VIII.	(A) Total expenses	(B) Program service expenses	(C) Management and general expenses	(D) Fundraising expenses
1 Grants and other assistance to governments and organizations in the United States. See Part IV, line 21				
2 Grants and other assistance to individuals in the United States. See Part IV, line 22				
3 Grants and other assistance to governments, organizations, and individuals outside the United States. See Part IV, lines 15 and 16				
4 Benefits paid to or for members				
5 Compensation of current officers, directors, trustees, and key employees	48,140.	0.	48,140.	0.
6 Compensation not included above, to disqualified persons (as defined under section 4958(f)(1)) and persons described in section 4958(c)(3)(B).				
7 Other salaries and wages	96,798.	96,798.	0.	0.
8 Pension plan accruals and contributions (include section 401(k) and 403(b) employer contributions)				
9 Other employee benefits	24,858.	15,578.	9,280.	0.
10 Payroll taxes	15,220.	9,813.	5,407.	0.
11 Fees for services (non-employees):				
a Management				
b Legal				
c Accounting	2,595.	2,595.	0.	0.
d Lobbying				
e Professional fundraising services. See Part IV, line 17				
f Investment management fees				
g Other. (If line 11g amt exceeds 10% of line 25, column (A) amount, list line 11g expenses on Schedule O.)	3,516.	3,516.	0.	0.
12 Advertising and promotion				
13 Office expenses	1,721.	1,721.	0.	0.
14 Information technology				
15 Royalties				
16 Occupancy	6,034.	6,034.	0.	0.
17 Travel				
18 Payments of travel or entertainment expenses for any federal, state, or local public officials				
19 Conferences, conventions, and meetings				
20 Interest	1,041.	1,041.	0.	0.
21 Payments to affiliates				
22 Depreciation, depletion, and amortization				
23 Insurance	14,767.	14,767.	0.	0.
24 Other expenses. Itemize expenses not covered above (List miscellaneous expenses in line 24e. If line 24e amount exceeds 10% of line 25, column (A) amount, list line 24e expenses on Schedule O.)				
a EQUIPMENT RENTAL	2,922.	2,922.	0.	0.
b SUBCONTRACTORS	137,842.	137,842.	0.	0.
c MATERIALS	36,828.	36,828.	0.	0.
d POST/PRE IMPLIMENT	200.	200.	0.	0.
e All other expenses	25,678.	25,678.	0.	0.
25 Total functional expenses. Add lines 1 through 24e.	418,160.	355,333.	62,827.	0.
26 Joint costs. Complete this line only if the organization reported in column (B) joint costs from a combined educational campaign and fundraising solicitation. Check here <input type="checkbox"/> if following SOP 98-2 (ASC 958-720).				

Part X Balance Sheet

Check if Schedule O contains a response or note to any line in this Part X

		(A) Beginning of year		(B) End of year	
ASSETS	1	Cash — non-interest-bearing	6,366.	1	8,972.
	2	Savings and temporary cash investments	1,006.	2	1,456.
	3	Pledges and grants receivable, net		3	
	4	Accounts receivable, net		4	
	5	Loans and other receivables from current and former officers, directors, trustees, key employees, and highest compensated employees. Complete Part II of Schedule L		5	
	6	Loans and other receivables from other disqualified persons (as defined under section 4958(f)(1)), persons described in section 4958(c)(3)(B), and contributing employers and sponsoring organizations of section 501(c)(9) voluntary employees' beneficiary organizations (see instructions). Complete Part II of Schedule L		6	
	7	Notes and loans receivable, net		7	
	8	Inventories for sale or use		8	
	9	Prepaid expenses and deferred charges	6,413.	9	5,266.
	10a	Land, buildings, and equipment: cost or other basis. Complete Part VI of Schedule D	10a 38,685.		
	b	Less: accumulated depreciation	10b 38,685.	10c 0.	0.
	11	Investments — publicly traded securities		11	
	12	Investments — other securities. See Part IV, line 11		12	
	13	Investments — program-related. See Part IV, line 11		13	
	14	Intangible assets		14	
	15	Other assets. See Part IV, line 11		15	
16	Total assets. Add lines 1 through 15 (must equal line 34)	13,785.	16	15,694.	
LIABILITIES	17	Accounts payable and accrued expenses	14,290.	17	15,295.
	18	Grants payable		18	
	19	Deferred revenue		19	
	20	Tax-exempt bond liabilities		20	
	21	Escrow or custodial account liability. Complete Part IV of Schedule D		21	
	22	Loans and other payables to current and former officers, directors, trustees, key employees, highest compensated employees, and disqualified persons. Complete Part II of Schedule L		22	
	23	Secured mortgages and notes payable to unrelated third parties		23	
	24	Unsecured notes and loans payable to unrelated third parties	22,717.	24	14,511.
	25	Other liabilities (including federal income tax, payables to related third parties, and other liabilities not included on lines 17-24). Complete Part X of Schedule D		25	
	26	Total liabilities. Add lines 17 through 25	37,007.	26	29,806.
NET ASSETS OR FUND BALANCES	Organizations that follow SFAS 117 (ASC 958), check here <input checked="" type="checkbox"/> and complete lines 27 through 29, and lines 33 and 34.				
	27	Unrestricted net assets	-23,222.	27	-14,112.
	28	Temporarily restricted net assets		28	
	29	Permanently restricted net assets		29	
	Organizations that do not follow SFAS 117 (ASC 958), check here <input type="checkbox"/> and complete lines 30 through 34.				
	30	Capital stock or trust principal, or current funds		30	
	31	Paid-in or capital surplus, or land, building, or equipment fund		31	
	32	Retained earnings, endowment, accumulated income, or other funds		32	
	33	Total net assets or fund balances.	-23,222.	33	-14,112.
34	Total liabilities and net assets/fund balances	13,785.	34	15,694.	

Part XI Reconciliation of Net Assets

Check if Schedule O contains a response or note to any line in this Part XI.

1	Total revenue (must equal Part VIII, column (A), line 12)	1	427,270.
2	Total expenses (must equal Part IX, column (A), line 25)	2	418,160.
3	Revenue less expenses. Subtract line 2 from line 1	3	9,110.
4	Net assets or fund balances at beginning of year (must equal Part X, line 33, column (A))	4	-23,222.
5	Net unrealized gains (losses) on investments	5	
6	Donated services and use of facilities	6	
7	Investment expenses	7	
8	Prior period adjustments	8	
9	Other changes in net assets or fund balances (explain in Schedule O)	9	
10	Net assets or fund balances at end of year. Combine lines 3 through 9 (must equal Part X, line 33, column (B))	10	-14,112.

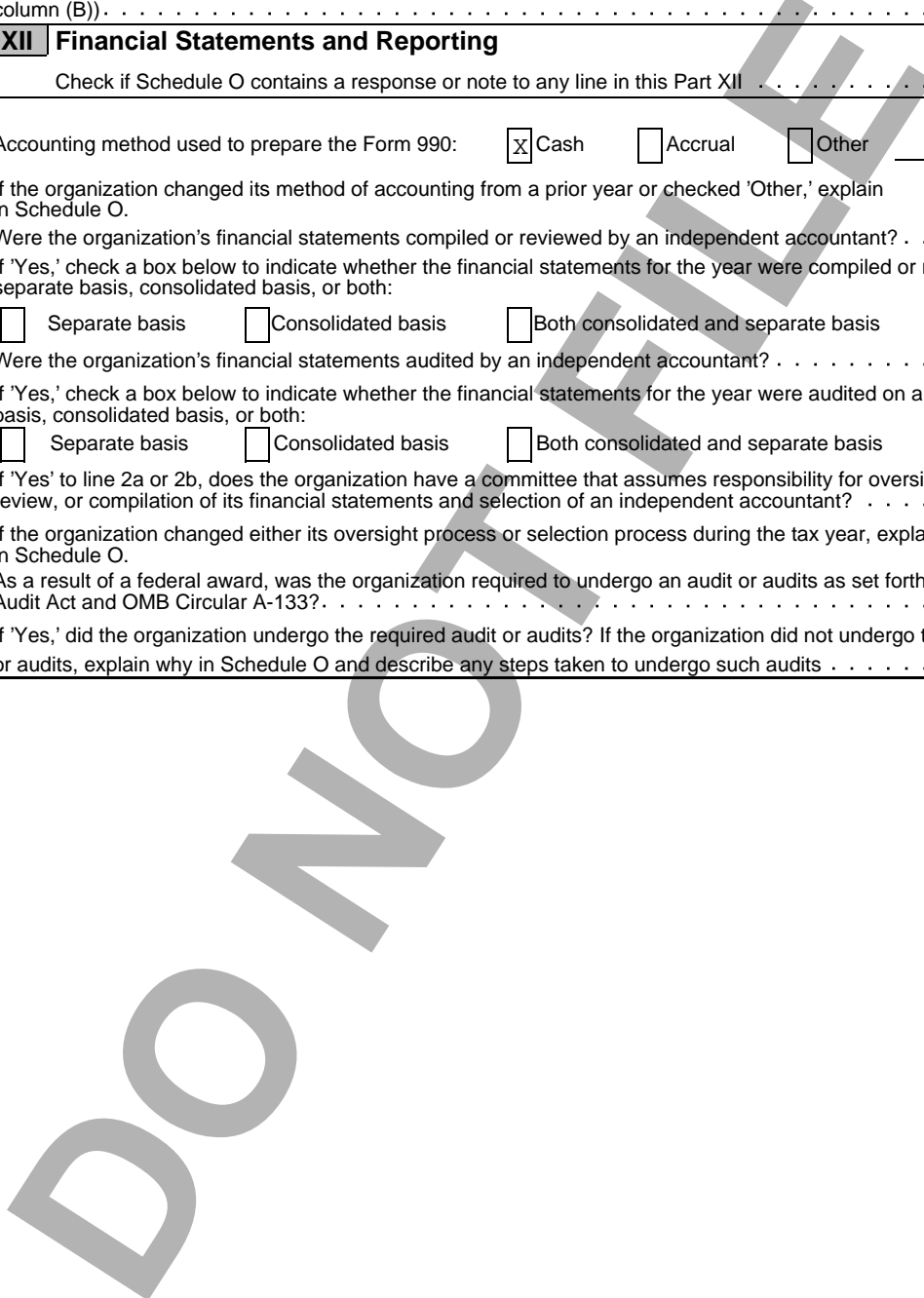
Part XII Financial Statements and Reporting

Check if Schedule O contains a response or note to any line in this Part XII.

		Yes	No
1	Accounting method used to prepare the Form 990: <input checked="" type="checkbox"/> Cash <input type="checkbox"/> Accrual <input type="checkbox"/> Other _____		
If the organization changed its method of accounting from a prior year or checked 'Other,' explain in Schedule O.			
2 a	Were the organization's financial statements compiled or reviewed by an independent accountant?		X
If 'Yes,' check a box below to indicate whether the financial statements for the year were compiled or reviewed on a separate basis, consolidated basis, or both:			
<input type="checkbox"/> Separate basis <input type="checkbox"/> Consolidated basis <input type="checkbox"/> Both consolidated and separate basis			
2 b	Were the organization's financial statements audited by an independent accountant?		X
If 'Yes,' check a box below to indicate whether the financial statements for the year were audited on a separate basis, consolidated basis, or both:			
<input type="checkbox"/> Separate basis <input type="checkbox"/> Consolidated basis <input type="checkbox"/> Both consolidated and separate basis			
2 c	If 'Yes' to line 2a or 2b, does the organization have a committee that assumes responsibility for oversight of the audit, review, or compilation of its financial statements and selection of an independent accountant?		
If the organization changed either its oversight process or selection process during the tax year, explain in Schedule O.			
3 a	As a result of a federal award, was the organization required to undergo an audit or audits as set forth in the Single Audit Act and OMB Circular A-133?		X
3 b	If 'Yes,' did the organization undergo the required audit or audits? If the organization did not undergo the required audit or audits, explain why in Schedule O and describe any steps taken to undergo such audits		

BAA

Form 990 (2013)



SCHEDULE A
(Form 990 or 990-EZ)

Department of the Treasury
Internal Revenue Service

Public Charity Status and Public Support

Complete if the organization is a section 501(c)(3) organization or a section 4947(a)(1) nonexempt charitable trust.

▶ Attach to Form 990 or Form 990-EZ.

▶ Information about Schedule A (Form 990 or 990-EZ) and its instructions is at www.irs.gov/form990.

OMB No. 1545-0047

2013

Open to Public Inspection

Name of the organization COQUILLE WATER SHED ASSOCIATION	Employer identification number 93-1171301
--	---

Part I Reason for Public Charity Status (All organizations must complete this part.) See instructions.

The organization is not a private foundation because it is: (For lines 1 through 11, check only one box.)

- 1 A church, convention of churches or association of churches described in **section 170(b)(1)(A)(i)**.
- 2 A school described in **section 170(b)(1)(A)(ii)**. (Attach Schedule E.)
- 3 A hospital or a cooperative hospital service organization described in **section 170(b)(1)(A)(iii)**.
- 4 A medical research organization operated in conjunction with a hospital described in **section 170(b)(1)(A)(iii)**. Enter the hospital's name, city, and state: _____
- 5 An organization operated for the benefit of a college or university owned or operated by a governmental unit described in **section 170(b)(1)(A)(iv)**. (Complete Part II.)
- 6 A federal, state, or local government or governmental unit described in **section 170(b)(1)(A)(v)**.
- 7 An organization that normally receives a substantial part of its support from a governmental unit or from the general public described in **section 170(b)(1)(A)(vi)**. (Complete Part II.)
- 8 A community trust described in **section 170(b)(1)(A)(vi)**. (Complete Part II.)
- 9 An organization that normally receives: (1) more than 33-1/3% of its support from contributions, membership fees, and gross receipts from activities related to its exempt functions — subject to certain exceptions, and (2) no more than 33-1/3% of its support from gross investment income and unrelated business taxable income (less section 511 tax) from businesses acquired by the organization after June 30, 1975. See **section 509(a)(2)**. (Complete Part III.)
- 10 An organization organized and operated exclusively to test for public safety. See **section 509(a)(4)**.
- 11 An organization organized and operated exclusively for the benefit of, to perform the functions of, or carry out the purposes of one or more publicly supported organizations described in section 509(a)(1) or section 509(a)(2). See **section 509(a)(3)**. Check the box that describes the type of supporting organization and complete lines 11e through 11h.
 - a Type I b Type II c Type III — Functionally integrated d Type III — Non-functionally integrated
- e By checking this box, I certify that the organization is not controlled directly or indirectly by one or more disqualified persons other than foundation managers and other than one or more publicly supported organizations described in section 509(a)(1) or section 509(a)(2).
- f If the organization received a written determination from the IRS that is a Type I, Type II or Type III supporting organization, check this box
- g Since August 17, 2006, has the organization accepted any gift or contribution from any of the following persons?

	Yes	No
(i) A person who directly or indirectly controls, either alone or together with persons described in (ii) and (iii) below, the governing body of the supported organization?	11 g (i)	
(ii) A family member of a person described in (i) above?	11 g (ii)	
(iii) A 35% controlled entity of a person described in (i) or (ii) above?	11 g (iii)	
- h Provide the following information about the supported organization(s).

(i) Name of supported organization	(ii) EIN	(iii) Type of organization (described on lines 1-9 above or IRC section (see instructions))	(iv) Is the organization in column (i) listed in your governing document?		(v) Did you notify the organization in column (i) of your support?		(vi) Is the organization in column (i) organized in the U.S.?		(vii) Amount of monetary support
			Yes	No	Yes	No	Yes	No	
(A)									
(B)									
(C)									
(D)									
(E)									
Total									

Part II Support Schedule for Organizations Described in Sections 170(b)(1)(A)(iv) and 170(b)(1)(A)(vi)

(Complete only if you checked the box on line 5, 7, or 8 of Part I or if the organization failed to qualify under Part III. If the organization fails to qualify under the tests listed below, please complete Part III.)

Section A. Public Support

Table with 7 columns: (a) 2009, (b) 2010, (c) 2011, (d) 2012, (e) 2013, (f) Total. Rows include: 1 Gifts, grants, contributions, and membership fees received; 2 Tax revenues levied for the organization's benefit; 3 The value of services or facilities furnished by a governmental unit; 4 Total. Add lines 1 through 3; 5 The portion of total contributions by each person; 6 Public support. Subtract line 5 from line 4.

Section B. Total Support

Table with 7 columns: (a) 2009, (b) 2010, (c) 2011, (d) 2012, (e) 2013, (f) Total. Rows include: 7 Amounts from line 4; 8 Gross income from interest, dividends, payments received on securities loans, rents, royalties and income from similar sources; 9 Net income from unrelated business activities; 10 Other income; 11 Total support. Add lines 7 through 10; 12 Gross receipts from related activities, etc (see instructions); 13 First five years. If the Form 990 is for the organization's first, second, third, fourth, or fifth tax year as a section 501(c)(3) organization, check this box and stop here.

Section C. Computation of Public Support Percentage

Table with 3 columns: Line number, Description, and Percentage. Rows include: 14 Public support percentage for 2013; 15 Public support percentage from 2012 Schedule A; 16a 33-1/3% support test - 2013; 16b 33-1/3% support test - 2012; 17a 10%-facts-and-circumstances test - 2013; 17b 10%-facts-and-circumstances test - 2012; 18 Private foundation.

Part III Support Schedule for Organizations Described in Section 509(a)(2)

(Complete only if you checked the box on line 9 of Part I or if the organization failed to qualify under Part II. If the organization fails to qualify under the tests listed below, please complete Part II.)

Section A. Public Support

Calendar year (or fiscal yr beginning in) ▶	(a) 2009	(b) 2010	(c) 2011	(d) 2012	(e) 2013	(f) Total
1 Gifts, grants, contributions and membership fees received. (Do not include any 'unusual grants.')			150.	50.	50.	250.
2 Gross receipts from admissions, merchandise sold or services performed, or facilities furnished in any activity that is related to the organization's tax-exempt purpose	587,889.	707,612.	548,995.	417,452.	427,218.	2,689,166.
3 Gross receipts from activities that are not an unrelated trade or business under section 513						
4 Tax revenues levied for the organization's benefit and either paid to or expended on its behalf						
5 The value of services or facilities furnished by a governmental unit to the organization without charge.						
6 Total. Add lines 1 through 5	587,889.	707,612.	549,145.	417,502.	427,268.	2,689,416.
7a Amounts included on lines 1, 2, and 3 received from disqualified persons						
b Amounts included on lines 2 and 3 received from other than disqualified persons that exceed the greater of \$5,000 or 1% of the amount on line 13 for the year.						
c Add lines 7a and 7b						
8 Public support. (Subtract line 7c from line 6.)						2,689,416.

Section B. Total Support

Calendar year (or fiscal yr beginning in) ▶	(a) 2009	(b) 2010	(c) 2011	(d) 2012	(e) 2013	(f) Total
9 Amounts from line 6	587,889.	707,612.	549,145.	417,502.	427,268.	2,689,416.
10a Gross income from interest, dividends, payments received on securities loans, rents, royalties and income from similar sources	3.	53.		2.	2.	60.
b Unrelated business taxable income (less section 511 taxes) from businesses acquired after June 30, 1975						
c Add lines 10a and 10b	3.	53.		2.	2.	60.
11 Net income from unrelated business activities not included in line 10b, whether or not the business is regularly carried on						
12 Other income. Do not include gain or loss from the sale of capital assets (Explain in Part IV.)						
13 Total Support. (Add lns 9,10c, 11 and 12.)	587,892.	707,665.	549,145.	417,504.	427,270.	2,689,476.

14 First five years. If the Form 990 is for the organization's first, second, third, fourth, or fifth tax year as a section 501(c)(3) organization, check this box and **stop here**

Section C. Computation of Public Support Percentage

15 Public support percentage for 2013 (line 8, column (f) divided by line 13, column (f))	15	100.00 %
16 Public support percentage from 2012 Schedule A, Part III, line 15.	16	100.00 %

Section D. Computation of Investment Income Percentage

17 Investment income percentage for 2013 (line 10c, column (f) divided by line 13, column (f))	17	0.00 %
18 Investment income percentage from 2012 Schedule A, Part III, line 17	18	0.00 %

19a 33-1/3% support tests — 2013. If the organization did not check the box on line 14, and line 15 is more than 33-1/3%, and line 17 is not more than 33-1/3%, check this box and **stop here**. The organization qualifies as a publicly supported organization

b 33-1/3% support tests — 2012. If the organization did not check a box on line 14 or line 19a, and line 16 is more than 33-1/3%, and line 18 is not more than 33-1/3%, check this box and **stop here**. The organization qualifies as a publicly supported organization

20 Private foundation. If the organization did not check a box on line 14, 19a, or 19b, check this box and see instructions.

Part IV **Supplemental Information.** Provide the explanations required by Part II, line 10; Part II, line 17a or 17b; and Part III, line 12. Also complete this part for any additional information. (See instructions).

DO NOT FILE

SCHEDULE D (Form 990)

Supplemental Financial Statements

OMB No. 1545-0047

2013

Department of the Treasury Internal Revenue Service

Complete if the organization answered 'Yes,' to Form 990, Part IV, lines 6, 7, 8, 9, 10, 11a, 11b, 11c, 11d, 11e, 11f, 12a, or 12b. Attach to Form 990.

Information about Schedule D (Form 990) and its instructions is at www.irs.gov/form990.

Open to Public Inspection

Name of the organization

Employer identification number

COQUILLE WATER SHED ASSOCIATION

93-1171301

Part I Organizations Maintaining Donor Advised Funds or Other Similar Funds or Accounts.

Complete if the organization answered 'Yes' to Form 990, Part IV, line 6.

Table with 2 columns: (a) Donor advised funds, (b) Funds and other accounts. Rows include Total number at end of year, Aggregate contributions, Aggregate grants, Aggregate value, and two Yes/No questions regarding donor information.

Part II Conservation Easements.

Complete if the organization answered 'Yes' to Form 990, Part IV, line 7.

Table with 2 columns: Held at the End of the Tax Year. Rows include Purpose(s) of conservation easements, Total number of conservation easements, Total acreage restricted, Number of conservation easements on a certified historic structure, and various monitoring and reporting questions.

Part III Organizations Maintaining Collections of Art, Historical Treasures, or Other Similar Assets.

Complete if the organization answered 'Yes' to Form 990, Part IV, line 8.

Table with 2 columns: Amounts. Rows include questions about reporting art, historical treasures, or other similar assets, with sub-rows for Revenues and Assets.

Part III Organizations Maintaining Collections of Art, Historical Treasures, or Other Similar Assets (continued)

3 Using the organization's acquisition, accession, and other records, check any of the following that are a significant use of its collection items (check all that apply):

- a Public exhibition
- b Scholarly research
- c Preservation for future generations
- d Loan or exchange programs
- e Other _____

4 Provide a description of the organization's collections and explain how they further the organization's exempt purpose in Part XIII.

5 During the year, did the organization solicit or receive donations of art, historical treasures, or other similar assets to be sold to raise funds rather than to be maintained as part of the organization's collection? Yes No

Part IV Escrow and Custodial Arrangements. Complete if the organization answered 'Yes' to Form 990, Part IV, line 9, or reported an amount on Form 990, Part X, line 21.

1 a Is the organization an agent, trustee, custodian, or other intermediary for contributions or other assets not included on Form 990, Part X? Yes No

b If 'Yes,' explain the arrangement in Part XIII and complete the following table:

	Amount
c Beginning balance	1 c
d Additions during the year	1 d
e Distributions during the year	1 e
f Ending balance	1 f

2 a Did the organization include an amount on Form 990, Part X, line 21? Yes No

b If 'Yes,' explain the arrangement in Part XIII. Check here if the explanation has been provided in Part XIII

Part V Endowment Funds. Complete if the organization answered 'Yes' to Form 990, Part IV, line 10.

	(a) Current year	(b) Prior year	(c) Two years back	(d) Three years back	(e) Four years back
1 a Beginning of year balance					
b Contributions					
c Net investment earnings, gains, and losses					
d Grants or scholarships					
e Other expenditures for facilities and programs					
f Administrative expenses					
g End of year balance					

2 Provide the estimated percentage of the current year end balance (line 1g, column (a)) held as:

- a Board designated or quasi-endowment ▶ _____ %
 - b Permanent endowment ▶ _____ %
 - c Temporarily restricted endowment ▶ _____ %
- The percentages in lines 2a, 2b, and 2c should equal 100%.

3 a Are there endowment funds not in the possession of the organization that are held and administered for the organization by:

	Yes	No
(i) unrelated organizations	3a(i)	
(ii) related organizations	3a(ii)	
b If 'Yes' to 3a(ii), are the related organizations listed as required on Schedule R?	3b	

4 Describe in Part XIII the intended uses of the organization's endowment funds.

Part VI Land, Buildings, and Equipment.

Complete if the organization answered 'Yes' to Form 990, Part IV, line 11a. See Form 990, Part X, line 10.

Description of property	(a) Cost or other basis (investment)	(b) Cost or other basis (other)	(c) Accumulated depreciation	(d) Book value
1 a Land				
b Buildings				
c Leasehold improvements				
d Equipment	38,685.		38,685.	0.
e Other				

Total. Add lines 1a through 1e. (Column (d) must equal Form 990, Part X, column (B), line 10(c).) ▶ 0.

Part VII Investments – Other Securities.

Complete if the organization answered 'Yes' to Form 990, Part IV, line 11b. See Form 990, Part X, line 12.

(a) Description of security or category (including name of security)	(b) Book value	(c) Method of valuation: Cost or end-of-year market value
(1) Financial derivatives		
(2) Closely-held equity interests		
(3) Other		
(A) -----		
(B) -----		
(C) -----		
(D) -----		
(E) -----		
(F) -----		
(G) -----		
(H) -----		
(I) -----		
Total. (Column (b) must equal Form 990, Part X, column (B) line 12.) . . . ▶		

Part VIII Investments – Program Related.

Complete if the organization answered 'Yes' to Form 990, Part IV, line 11c. See Form 990, Part X, line 13.

(a) Description of investment type	(b) Book value	(c) Method of valuation: Cost or end-of-year market value
(1)		
(2)		
(3)		
(4)		
(5)		
(6)		
(7)		
(8)		
(9)		
(10)		
Total. (Column (b) must equal Form 990, Part X, column (B) line 13.) . . . ▶		

Part IX Other Assets.

Complete if the organization answered 'Yes' to Form 990, Part IV, line 11d. See Form 990, Part X, line 15.

(a) Description	(b) Book value
(1)	
(2)	
(3)	
(4)	
(5)	
(6)	
(7)	
(8)	
(9)	
(10)	
Total. (Column (b) must equal Form 990, Part X, column (B), line 15.) ▶	

Part X Other Liabilities.

Complete if the organization answered 'Yes' to Form 990, Part IV, line 11e or 11f. See Form 990, Part X, line 25

(a) Description of liability	(b) Book value
(1) Federal income taxes	
(2)	
(3)	
(4)	
(5)	
(6)	
(7)	
(8)	
(9)	
(10)	
(11)	
Total. (Column (b) must equal Form 990, Part X, column (B) line 25.) . . . ▶	

2. Liability for uncertain tax positions. In Part XIII, provide the text of the footnote to the organization's financial statements that reports the organization's liability for uncertain tax positions under FIN 48 (ASC 740). Check here if the text of the footnote has been provided in Part XIII

Part XI Reconciliation of Revenue per Audited Financial Statements With Revenue per Return.

Complete if the organization answered 'Yes' to Form 990, Part IV, line 12a.

1	Total revenue, gains, and other support per audited financial statements		1	
2	Amounts included on line 1 but not on Form 990, Part VIII, line 12:			
	a Net unrealized gains on investments	2 a		
	b Donated services and use of facilities	2 b		
	c Recoveries of prior year grants	2 c		
	d Other (Describe in Part XIII.)	2 d		
	e Add lines 2 a through 2 d		2 e	
3	Subtract line 2 e from line 1		3	
4	Amounts included on Form 990, Part VIII, line 12, but not on line 1:			
	a Investment expenses not included on Form 990, Part VIII, line 7b	4 a		
	b Other (Describe in Part XIII.)	4 b		
	c Add lines 4 a and 4 b		4 c	
5	Total revenue. Add lines 3 and 4 c . (This must equal Form 990, Part I, line 12.)		5	

Part XII Reconciliation of Expenses per Audited Financial Statements With Expenses per Return.

Complete if the organization answered 'Yes' to Form 990, Part IV, line 12a.

1	Total expenses and losses per audited financial statements.		1	
2	Amounts included on line 1 but not on Form 990, Part IX, line 25:			
	a Donated services and use of facilities	2 a		
	b Prior year adjustments	2 b		
	c Other losses	2 c		
	d Other (Describe in Part XIII.)	2 d		
	e Add lines 2 a through 2 d		2 e	
3	Subtract line 2 e from line 1		3	
4	Amounts included on Form 990, Part IX, line 25, but not on line 1:			
	a Investment expenses not included on Form 990, Part VIII, line 7b	4 a		
	b Other (Describe in Part XIII.)	4 b		
	c Add lines 4 a and 4 b		4 c	
5	Total expenses. Add lines 3 and 4 c . (This must equal Form 990, Part I, line 18.)		5	

Part XIII Supplemental Information.

Provide the descriptions required for Part II, lines 3, 5, and 9; Part III, lines 1a and 4; Part IV, lines 1b and 2b; Part V, line 4; Part X, line 2; Part XI, lines 2d and 4b; and Part XII, lines 2d and 4b. Also complete this part to provide any additional information.

Part XIII Supplemental Information (continued)

Dotted lines for supplemental information.

DO NOT FILE

SCHEDULE O
(Form 990 or 990-EZ)

Supplemental Information to Form 990 or 990-EZ

OMB No. 1545-0047

Complete to provide information for responses to specific questions on
Form 990 or 990-EZ or to provide any additional information.

2013

▶ Attach to Form 990 or 990-EZ.

▶ Information about Schedule O (Form 990 or 990-EZ) and its instructions is
at www.irs.gov/form990.

**Open to Public
Inspection**

Department of the Treasury
Internal Revenue Service

Name of the organization

Employer identification number

COQUILLE WATER SHED ASSOCIATION

93-1171301

Pt VI, Line 11b FORM 990 IS REVIEW AT A REGULAR BOARD MEETING

Pt VI, Line 19 ALL DOCUMENTS ARE AVAILABE UPON REQUEST

DO NOT FILE

IRS e-file Signature Authorization for an Exempt Organization

OMB No. 1545-1878

For calendar year 2013, or fiscal year beginning Jul 1, 2013, and ending Jun 30, 2014.

▶ **Do not send to the IRS. Keep for your records.**

▶ **Information about Form 8879-EO and its instructions is at www.irs.gov/form8879eo.**

2013

Department of the Treasury
Internal Revenue Service

Name of exempt organization

Employer identification number

COQUILLE WATER SHED ASSOCIATION

93-1171301

Name and title of officer

KELLY MILES

DIRECTOR

Part I Type of Return and Return Information (Whole Dollars Only)

Check the box for the return for which you are using this Form 8879-EO and enter the applicable amount, if any, from the return. If you check the box on line 1a, 2a, 3a, 4a, or 5a, below, and the amount on that line for the return being filed with this form was blank, then leave line 1b, 2b, 3b, 4b, or 5b, whichever is applicable, blank (do not enter -0-). But, if you entered -0- on the return, then enter -0- on the applicable line below. **Do not** complete more than 1 line in Part I.

1 a	Form 990 check here . . . ▶	<input checked="" type="checkbox"/>	b	Total revenue, if any (Form 990, Part VIII, column (A), line 12)	1 b	<u>427,270.</u>
2 a	Form 990-EZ check here . . . ▶	<input type="checkbox"/>	b	Total revenue, if any (Form 990-EZ, line 9)	2 b	
3 a	Form 1120-POL check here . . . ▶	<input type="checkbox"/>	b	Total tax (Form 1120-POL, line 22)	3 b	
4 a	Form 990-PF check here . . . ▶	<input type="checkbox"/>	b	Tax based on investment income (Form 990-PF, Part VI, line 5)	4 b	
5 a	Form 8868 check here . . . ▶	<input type="checkbox"/>	b	Balance Due (Form 8868, Part I, line 3c or Part II, line 8c)	5 b	

Part II Declaration and Signature Authorization of Officer

Under penalties of perjury, I declare that I am an officer of the above organization and that I have examined a copy of the organization's 2013 electronic return and accompanying schedules and statements and to the best of my knowledge and belief, they are true, correct, and complete. I further declare that the amount in Part I above is the amount shown on the copy of the organization's electronic return. I consent to allow my intermediate service provider, transmitter, or electronic return originator (ERO) to send the organization's return to the IRS and to receive from the IRS (a) an acknowledgement of receipt or reason for rejection of the transmission, (b) the reason for any delay in processing the return or refund, and (c) the date of any refund. If applicable, I authorize the U.S. Treasury and its designated Financial Agent to initiate an electronic funds withdrawal (direct debit) entry to the financial institution account indicated in the tax preparation software for payment of the organization's federal taxes owed on this return, and the financial institution to debit the entry to this account. To revoke a payment, I must contact the U.S. Treasury Financial Agent at 1-888-353-4537 no later than 2 business days prior to the payment (settlement) date. I also authorize the financial institutions involved in the processing of the electronic payment of taxes to receive confidential information necessary to answer inquiries and resolve issues related to the payment. I have selected a personal identification number (PIN) as my signature for the organization's electronic return and, if applicable, the organization's consent to electronic funds withdrawal.

Officer's PIN: check one box only

I authorize ADVANCED BUSINESS SERVICES, INC. to enter my PIN 12345 as my signature

ERO firm name

Enter five numbers, but do not enter all zeros

on the organization's tax year 2013 electronically filed return. If I have indicated within this return that a copy of the return is being filed with a state agency(ies) regulating charities as part of the IRS Fed/State program, I also authorize the aforementioned ERO to enter my PIN on the return's disclosure consent screen.

As an officer of the organization, I will enter my PIN as my signature on the organization's tax year 2013 electronically filed return. If I have indicated within this return that a copy of the return is being filed with a state agency(ies) regulating charities as part of the IRS Fed/State program, I will enter my PIN on the return's disclosure consent screen.

Officer's signature ▶ _____

Date ▶ 10/17/2014

Part III Certification and Authentication

ERO's EFIN/PIN. Enter your six-digit electronic filing identification number (EFIN) followed by your five-digit self-selected PIN

93047412345
do not enter all zeros

I certify that the above numeric entry is my PIN, which is my signature on the 2013 electronically filed return for the organization indicated above. I confirm that I am submitting this return in accordance with the requirements of Pub 4163, Modernized e-File (MeF) Information for Authorized IRS e-file Providers for Business Returns.

ERO's signature ▶ _____

Date ▶ 10/20/2014

**ERO Must Retain This Form – See Instructions
Do Not Submit This Form To the IRS Unless Requested To Do So**

Schedule O (Form 990), Supplemental Information to Form 990
Form 990, Page 2, Part III, Line 1 (continued)

Briefly describe the organization's mission:

PRACTICES THAT ARE DESIGNED TO SUPPORT ENVIRONMENTAL INTEGRITY AND ECONOMIC STABILITY FOR THE COMMUNITITES OF COQUILLE WATERSHED AND ADJACENT AREAS.

DO NOT FILE



**Working Together to Promote Resource Conservation
and Economic Stability in the Coquille Watershed**

A-133 Statement – N/A

- the CWA did not receive \$500,000 in Federal Funds for FY 2013-2014

Date: **FEB 27 1988**

COQUILLE WATERSHED ASSOCIATION
382 NORTH CENTRAL
COQUILLE, OR 97423

Employer Identification Number:
93-1171301
Case Number:
955318088
Contact Person:
GAYLE M ADAMS
Contact Telephone Number:
(909) 624-5529
Accounting Period Ending:
December 31
Foundation Status Classification:
IRC 170(b)(1)(A)(vi)
Advance Ruling Period Begins:
January 26, 1993
Advance Ruling Period Ends:
December 31, 1999
Addendum Applies:
no

Dear Applicant:

Based on information you supplied, and assuming your operations will be as stated in your application for recognition of exemption, we have determined you are exempt from federal income tax under section 501(c)(3) of the Internal Revenue Code as an organization described in section 501(c)(3).

Because you are a newly created organization, we are not now making a final determination of your foundation status under section 509(a) of the Code. However, we have determined that you can reasonably expect to be a publicly supported organization described in sections 509(a)(1) and 170(b)(1)(A)(vi).

Accordingly, during an advance ruling period you will be treated as a publicly supported organization, and not as a private foundation. This advance ruling period begins and ends on the dates shown above.

Within 90 days after the end of your advance ruling period, you must send us the information needed to determine whether you have met the requirements of the applicable support test during the advance ruling period. If you establish that you have been a publicly supported organization, we will classify you as a section 509(a)(1) or 509(a)(2) organization as long as you continue to meet the requirements of the applicable support test. If you do not meet the public support requirements during the advance ruling period, we will classify you as a private foundation for future periods. Also, if we classify you as a private foundation, we will treat you as a private foundation from your beginning date for purposes of section 507(d) and 4940.

Grantors and contributors may rely on our determination that you are not a private foundation until 90 days after the end of your advance ruling period. If you send us the required information within the 90 days, grantors and contributors may continue to rely on the advance determination until we make a final determination of your foundation status.

If we publish a notice in the Internal Revenue Bulletin stating that we contributors may not rely on this determination after the date we publish the notice. In addition, if you lose your status as a publicly supported organization, and a grantor or contributor was responsible for, or was aware of, the act or failure to act, that resulted in your loss of such status, that person may not rely on this determination from the date of the act or failure to act. Also, if a grantor or contributor learned that we had given notice that you would be removed from classification as a publicly supported organization, then that person may not rely on this determination as of the date he or she acquired such knowledge.

If you change your sources of support, your purposes, character, or method of operation, please let us know so we can consider the effect of the change on your exempt status and foundation status. If you amend your organizational document or bylaws, please send us a copy of the amended document or bylaws. Also, let us know all changes in your name or address.

As of January 1, 1984, you are liable for social security taxes under the Federal Insurance Contributions Act on amounts of \$100 or more you pay to each of your employees during a calendar year. You are not liable for the tax imposed under the Federal Unemployment Tax Act (FUTA).

Organizations that are not private foundations are not subject to the private foundation excise taxes under Chapter 42 of the Internal Revenue Code. However, you are not automatically exempt from other federal excise taxes. If you have any questions about excise, employment, or other federal taxes, please let us know.

Donors may deduct contributions to you as provided in section 170 of the Internal Revenue Code. Bequests, legacies, devises, transfers, or gifts to you or for your use are deductible for Federal estate and gift tax purposes if they meet the applicable provisions of sections 2055, 2106, and 2522 of the Code.

Donors may deduct contributions to you only to the extent that their contributions are gifts, with no consideration received. Ticket purchases and similar payments in conjunction with fundraising events may not necessarily qualify as deductible contributions, depending on the circumstances. Revenue Ruling 67-246, published in Cumulative Bulletin 1967-2, on page 104, gives guidelines regarding when taxpayers may deduct payments for admission to, or other participation in, fundraising activities for charity.

You are not required to file Form 990, Return of Organization Exempt From Income Tax, if your gross receipts each year are normally \$25,000 or less. If you receive a Form 990 package in the mail, simply attach the label provided, check the box in the heading to indicate that your annual gross receipts are normally \$25,000 or less, and sign the return.

If you are required to file a return you must file it by the 15th day of the fifth month after the end of your annual accounting period. We charge a penalty of \$10 a day when a return is filed late, unless there is reasonable

cause for the delay. However, the maximum penalty we charge cannot exceed \$5,000 or 5 percent of your gross receipts for the year, whichever is less. We may also charge this penalty if a return is not complete. So, please be sure your return is complete before you file it.

You are not required to file federal income tax returns unless you are subject to the tax on unrelated business income under section 511 of the Code. If you are subject to this tax, you must file an income tax return on Form 990-T, Exempt Organization Business Income Tax Return. In this letter we are not determining whether any of your present or proposed activities are unrelated trade or business as defined in section 513 of the Code.

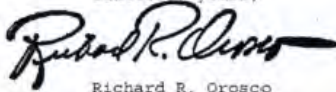
You need an employer identification number even if you have no employees. If an employer identification number was not entered on your application, we will assign a number to you and advise you of it. Please use that number on all returns you file and in all correspondence with the Internal Revenue Service.

If we said in the heading of this letter that an addendum applies, the addendum enclosed is an integral part of this letter.

Because this letter could help us resolve any questions about your exempt status and foundation status, you should keep it in your permanent records.

If you have any questions, please contact the person whose name and telephone number are shown in the heading of this letter.

Sincerely yours,



Richard R. Grosco
District Director



**Working Together to Promote Resource Conservation
and Economic Stability in the Coquille Watershed**

Coquille Watershed Association – Staff Qualifications for the Coquille Watershed Association Action Plan 3.0

Dawn Weekly - Program Manager

Background Experience

Program Manager - Coquille Watershed Association, 2013-Present

Oversees the development, implementation, and completion of a diverse array of restoration projects. Assists in the expansion and implementation of the Coquille Watershed Association's portfolio of resource and habitat restoration projects, promotes public outreach and education, and oversees monitoring projects.

Project Development and Management - Development and oversight of project work plans, permitting, timelines, and deliverables for restoration and monitoring projects, and assisting the Director with budgets, contracting and other efforts, as needed. Building of collaborative and diplomatic relationships with landowners, funding entities, local/state/federal agencies and other organizations to accomplish watershed restoration objectives. Coordination of work plans with Project Leaders and teams, including technical specialists, subcontractors, volunteers and agency partners. Assessment of potential projects and preparation of evaluation information for the Project Review Committee and follow-up on Committee's recommendations.

Public Outreach and Partnerships - Represents the Coquille Watershed Association in a professional manner to landowners, partners, public agencies, the public and other parties. Participates in outreach activities including electronic and print media, on-site activities and community events.

Grant writing and fundraising - Supports the Director in identifying funding sources and developing relationships with funding partners. Assists in proposal and grant application preparation. Participates in general organizational fundraising efforts.

Coast Guard Water Safety Certified.

Watershed Technical Specialist - Coos Soil & Water Conservation District, 2012-2013:

Worked with local farmers, ranchers and other landowners to promote wise use of renewable resources through locally led voluntary conservation projects and programs. Provide education and financial support materials to encourage better land and water management. Successfully wrote 7 small grants for irrigation efficiency and water quality for local landowners.

Substitute - Myrtle Point School District, 2011-2012:

Provided supervision of students in class and at recess. Assisted students with class work, projects and field trips. Handled in-school and detention related situations. Assisted office staff with daily tasks for absent students and busing changes. Various other services as needed.

Owner/Operator - 7 Mile Contracting, 2002-2012:

In 2002, obtained Oregon Construction Contractor Board (CCB) license. Operated the company while working a separate full time job. Found a niche in the construction field helping farmers and ranchers with trenching and fencing projects. Also assisted landscapers and housing developers.

Program Technician - United States Department of Agriculture, Farm Service Agency, 2008-2011:

Primary Duties in both Farm Program and Farm Loan Program Areas. Directly supervised by the County Executive Director (CED) of Coos and Curry counties and assist the Farm Loan Manager (FLM) of Douglas, Coos, and Curry counties. Served as acting CED in the absence thereof. Maintained Coos/Curry County Common Land Units, Wetland, and other GIS environmental layers. Updated GIS layers with farm information in concurrence with producer/landowner, county records, or other legal information. Disseminated, received, and processed a variety of program information to producers including conservation, biomass, wool, milk and disaster/insurance. Processed and sent correspondence, verified and computed payments and electronically submitted payments. Reviewed program and office compliance. Participated in meetings and discussions about operating policies and procedures, new software etc. Annual certifications including EEO, Civil rights, harassment, and computer compliance among others. (Federal cutbacks cut position.)

Member Services-Oregon First Community CU, 2002-2008:

Provided confidential and reliable support to members and staff thru oral and written communication. Reviewed company documents and transactions for compliance including Individual retirement plans and bonds.

Kelly N. Miles

223 N Alder, Suite D, Coquille, OR 97423

541.396.2541 – kelly_miles@frontier.com

EXPERIENCE

Coquille Watershed Association, Coquille, OR

Executive Director; 2009 – present

Currently running a 100% grant-funded, non-profit organization dedicated to salmon habitat recovery and water quality in the Coquille watershed, which stretches from Bandon to Camas Valley. Supervision of staff and volunteers, grant writing, reporting and compliance. Responsible for all accounting, human resources, monitoring, communications, youth programs and community activities.

The University of Oregon, Eugene, OR

Sponsored Projects Administrator; 2008 - 2009

Provided guidance and assistance to faculty principal investigators and department grant administrators with proposal submission and award administration, and to review, officially sign, and submit grant and contract proposals to public and private sponsors. This consisted of evaluating proposals and interpreting award documents to ensure compliance with University policy, State and Federal laws and application terms and conditions. Assisted with/and created budgets & proposal documents and provided institutional endorsement. Ensured all proposed sub-contracts and other sub-agreements for assigned applications were properly documented through authorized parties at the sub-entity organization. Evaluated compliance with reporting requirements and administrative obligations and provided internal approvals for documentation and/or administrative changes to awards. Serve as liaison with funding agency staff on grant and contract administrative issues. Provided research training sessions for university community and participated in workshops and seminars to train others in research administration. Occasional travel to conferences to maintain proficiency on issues regarding sponsored research and compliance.

The University of Chicago, Chicago, IL

Grant and Contract Specialist; 2006 – 2008

Served as Grant & Contract Specialist and provided grant account management services for the faculty of the Physical Sciences Division under the guidelines set by University Research Administration. Performed pre- and post-award duties involving preparing proposals and budgets, submission of proposals to public and private organizations, monitoring compliance, account reconciliation and effort reporting. Assisted faculty, staff and students with appointments, salaries and termination.

National Science Teachers Association, Arlington, VA

Program Manager; 2002 - 2006

Served as Program Manager for federal and private grants, consisting of the FDA Food Safety Education grant for teachers, the Toshiba Exploravision student competition, Astronomy With A Stick for students, the UMASS Extension Nutrition Education Program and the USDA Graduate School Food Safety Training Program. Served as Program Assistant for the NASA Explorer Schools program for teachers and students. Managed the budgets and fiscal affairs of each program/grant, served as liaison between NSTA and federal agencies, students and teachers; organized seminars, symposia and training events, promoted grant participation through marketing efforts and conferences.

KHSU – Humboldt State University, Arcata, CA

Business Development Manager; 1998 - 2002

Responsible for fundraising at diverse public radio station. Managed two major pledge drives per year, organized off-site events, designed marketing materials for quarterly bulk mailings and e-blasts. Served as liaison between station, University and manager of administrative staff and student interns. Also served as Volunteer Coordinator, responsible for 125 volunteers.

EDUCATION

Bachelor of Science in Business Administration – 2002, George Mason University, Arlington, VA

Associate of Arts in Interior Design – 1989, Bassist College, Portland, OR



United States Department of the Interior

BUREAU OF LAND MANAGEMENT

Coos Bay District Office

1300 Airport Lane, North Bend, OR 97459

Web Address: <http://www.blm.gov/or/districts/coosbay>

E-mail: BLM_OR_CB_Mail@blm.gov

Telephone: (541) 756-0100 Toll Free: (888) 809-0839 Fax: (541) 751-4303



IN REPLY REFER TO

6840 (ORC000)

MAR 26 2015

Wild Rivers Coast Alliance
57744 Round Lake Drive
Bandon, Oregon 97411

To Whom It May Concern:

The Coos Bay District Bureau of Land Management (BLM) wishes to extend its support for the Coquille Watershed Association's application seeking technical assistance. The funding would be used to update the Coquille Watershed Action Plan which is 18 years old. BLM staff including fish biologists and hydrologists would be involved over the course of the Action Plan update. The in-kind match for BLM staff time would be approximately \$16,000.

The Coos Bay District has benefited directly from having the Coquille Watershed Association as a partner and is committed to continue to work with the Coquille Watershed Association to support their valuable organization. This funding request and Action Plan update is an opportunity to continue an excellent collaborative effort between a watershed association and a federal agency as well as many other partners. The Action Plan update is an important opportunity to lay the groundwork for future restoration work within the Coquille Watershed.

Sincerely,

Patricia M. Burke
Coos Bay District Manager

cc: Kelly Miles
Coquille Watershed Association
223 N Alder, Suite D
Coquille, Oregon 97423

Ron Steiner
Senior Wildlife Biologist

Plum Creek Timber Company, L.P.
63459 Olive Barber Road
PO Box 1528
Coos Bay, Oregon 97420

Office: (541) 267-1854 Fax (541) 269-5904
Ron.Steiner@plumcreek.com



March 30, 2015

Subject: Letter of support for Updating of Coquille Watershed Action Plan

To whom it may concern,

Plum Creek is a large private industrial land owner in the Coquille River watershed and we support the Coquille Watershed Association (CWA) efforts to revise the current Watershed Action Plan. Plum Creek has long history of working with the CWA to address various issues in the watershed. We support a revised plan that will help to guide restoration efforts in the basin.

The CWA request for funding is needed to complete this project. As a member of the CWA technical advisory team, I have pledge my time to help update the action plan. As with many of the people involved in the watershed, this is not my primary job responsibility. Without the assistance of your funding, this project could take years as various individual worked on different portions to complete it.

Plum Creek support the efforts by the CWA to complete this update. If you have any questions please feel free to contact me.

Sincerely,

A handwritten signature in blue ink that reads 'Ron Steiner'. The signature is fluid and cursive, with a long horizontal stroke extending from the end.

Ronald Steiner
Senior Wildlife Biologist



PORT OF BANDON

P.O. BOX 206 • BANDON, OR 97411 • (541) 347-3206 • FAX (541) 347-4645

March 31, 2015

Wild Rivers Coast Alliance
57744 Round Lake Drive
Bandon, Oregon 97411

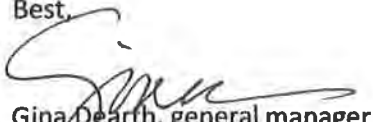
To Whom It May Concern:

The Port of Bandon is in full support of the Coquille Watershed Association's technical assistance application.

The Coquille Watershed Association is committed in continuing their work through an updated Action Plan. The Action Plan update is an important step for future restoration work in the Coquille Watershed for this valuable organization.

The Coquille Watershed Association has contributed countless hours in restoration work and labor over the last 18 years. We support their continued success.

Best,



Gina Dearth, general manager
PORT OF BANDON

Joseph Patrick Quinn
251 Wildcat Rd.
Camas Valley, OR, 97416
541 445 2325
jquinn@mydfn.net

Wild Rivers Coast Alliance
57744 Round Lake Drive
Bandon, OR, 97411
March 25, 2015

Dear WRCA:

I am a volunteer member of the Executive Council of the Coquille Watershed Association (CWA). I am a property owner in Camas Valley, OR which is sited in the headwaters of the beleaguered (303d listed) Middle Fork of the Coquille River. I am also the volunteer Conservation Chair for Umpqua Watersheds, Inc., a 501 C3 environmental conservation, restoration, education and outreach group headquartered in Roseburg, OR and an interested participant in DEQ's TDML citizen advisory group for the Coquille Watershed.

I write to you today on behalf of the CWA request for technical support funding to be used to update the association's action plan, a long range need that was last addressed in 1997. The revised action plan would have some of the same goals as the CWA's recently completed and well regarded South Fork Action Plan, only, this time, including the entire Coquille Watershed, which, as you know, encompasses the third largest land area of any river system in our state.

While the restoration and education accomplishments of the CWA, to date, are many, with many miles of riparian habitat brought back to an improved condition, the association has also invested much effort into raising the awareness of the citizens of our watershed (and, especially, of the students in our far flung school districts) of the several pressing habitat issues confronting us all. However, as WRCA knows only too well, the remaining challenges in the Coquille, as elsewhere in Oregon, are legion. The area's long history of high-volume timber harvest, the continued harsh treatment of our uplands as recognized by NOAA, past draining of wetlands and the subsequent loss of off-channel refugia for threatened and other aquatic species, the alarming effects of accelerating climate change; the increased demands made upon our watersheds for clean, cold water, recreation, raw materials, biodiversity, maintenance and restoration of endangered species, the future livelihoods of our commercial fisher folk et al. Clearly, any one of these considerations represent a significant challenge; together they will require the continued dedication and countless volunteer hours of our organization to identify, quantify, meet and, where possible, ameliorate.

Please take part in validating CWA's past activities and encouraging the present and future efforts of myself and my brother and sister association volunteers and staff by helping to provide us with the funding needed to create an up to date and comprehensive action plan so that we at the CWA can continue to help redress the environmental missteps of yesterday and overcome the mounting challenges of today and tomorrow.

Sincerely,

Joseph Patrick (Pat) Quinn
Camas Valley



COQUILLE INDIAN TRIBE

3050 Tremont Street North Bend, OR 97139

Phone: (541) 756-0904 Fax: (541) 756-0847

www.coquilletribe.org

April 1, 2015

To Whom It May Concern:

The Coquille Indian Tribe (CIT) would like to express our support for and partnership in the Coquille Watershed Action Plan (version 3.0) by the Coquille Watershed Association (CWA). The Action Plan is the third iteration of planning in the Coquille watershed and updates the Phase 2 Watershed Action Plan completed in 1997. An updated plan will provide the CWA with a framework for identifying and prioritizing restoration and enhancement actions into the foreseeable future. The plan will also help to coordinate local, federal, state, and private efforts and funding to implement those actions on both private and public lands.

The Coquille Watershed is recognized as a regionally important watershed for coastal coho, spring and fall chinook, and steelhead salmon. Natural resources in Coquille watershed are important to the continuing cultural traditions of the Tribe, and the Tribe fully supports the CWA's efforts toward resource sustainability. The Coquille Indian Tribe has partnered with the CWA extensively in the past toward identify restoration objectives, most notably in the CIT Coquille Subbasin Plan of 2007, a basin specific guiding document that identifies the limiting factors of coho salmon viability within the Coquille Watershed. The Tribe supports the CWA's development of their Action Plan to complement the Coquille Subbasin Plan, and to build upon local involvement and adaptive management.

Besides providing a guiding document for watershed enhancement efforts, the Action Plan will also build the capacity of the CWA, an organization that is on the fore front of bringing together local landowners and tribal and governmental agencies toward restoration goals within the area. The Coquille Tribe has benefited directly from having the Coquille Watershed Association as a partner and is committed to continuing to work with the organization as they continue their valuable services within the watershed.

The Coquille Indian Tribe fully supports this funding request from the CWA, and looks forward to continuing to partner with this excellent organization in order to achieve our shared goals of ecological restoration, resource sustainability and economic viability for the Oregon South Coast region.

Sincerely,

Peter Wakeland
Director of Natural Resources
Department